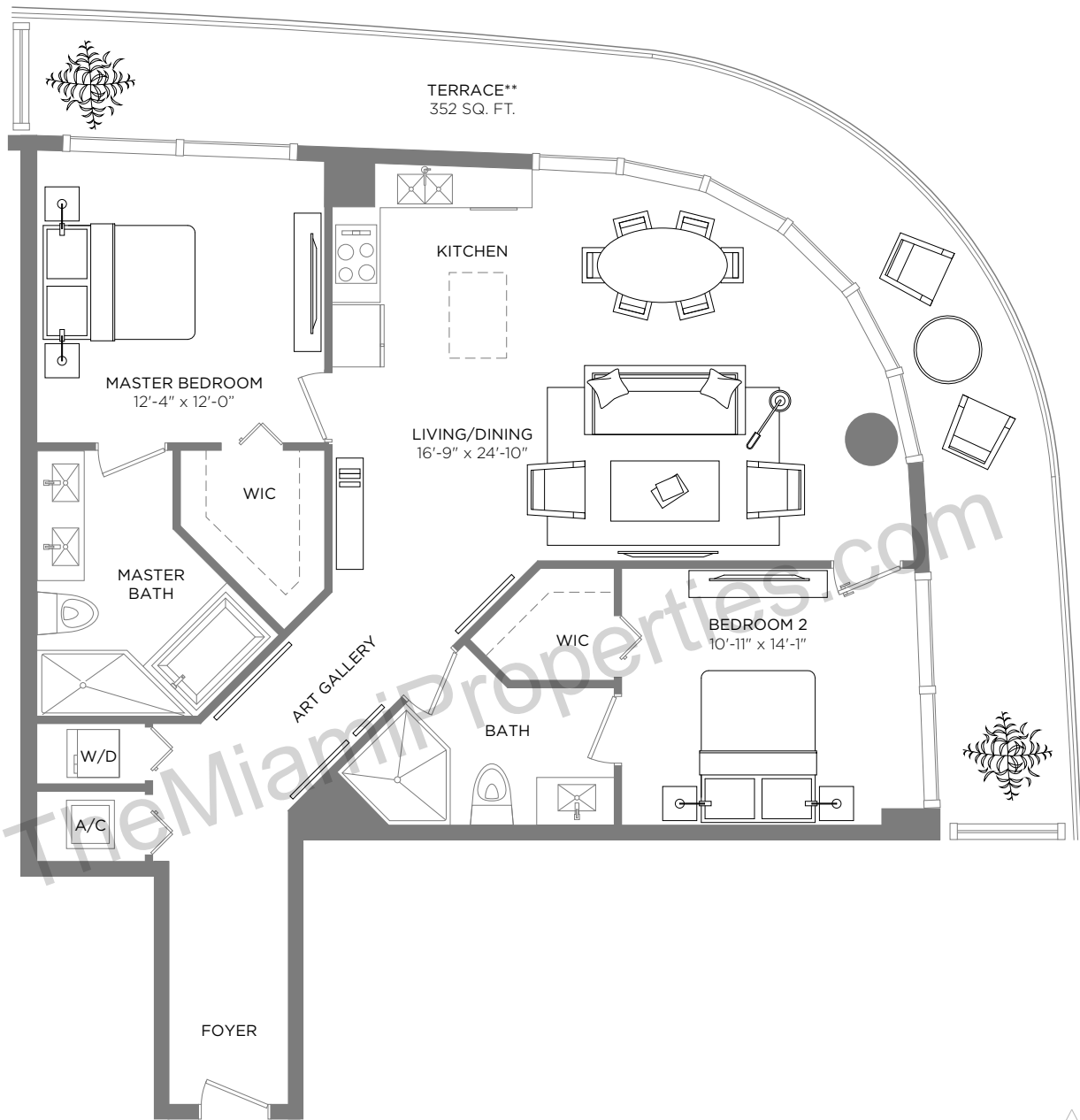


# EAST TOWER

TheMiamiProperties.com

# Brickell Heights

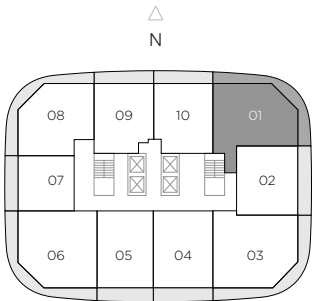
EAST TOWER



## RESIDENCE 01

2 BEDROOMS / 2 BATHS

A/C INTERIOR AREA	1,206 SQ.FT.	112.4 SQ.M.
TERRACE AREA**	352 SQ.FT.	32.07 SQ.M.
TOTAL RESIDENCE	1,558 SQ.FT.	144.74 SQ.M.

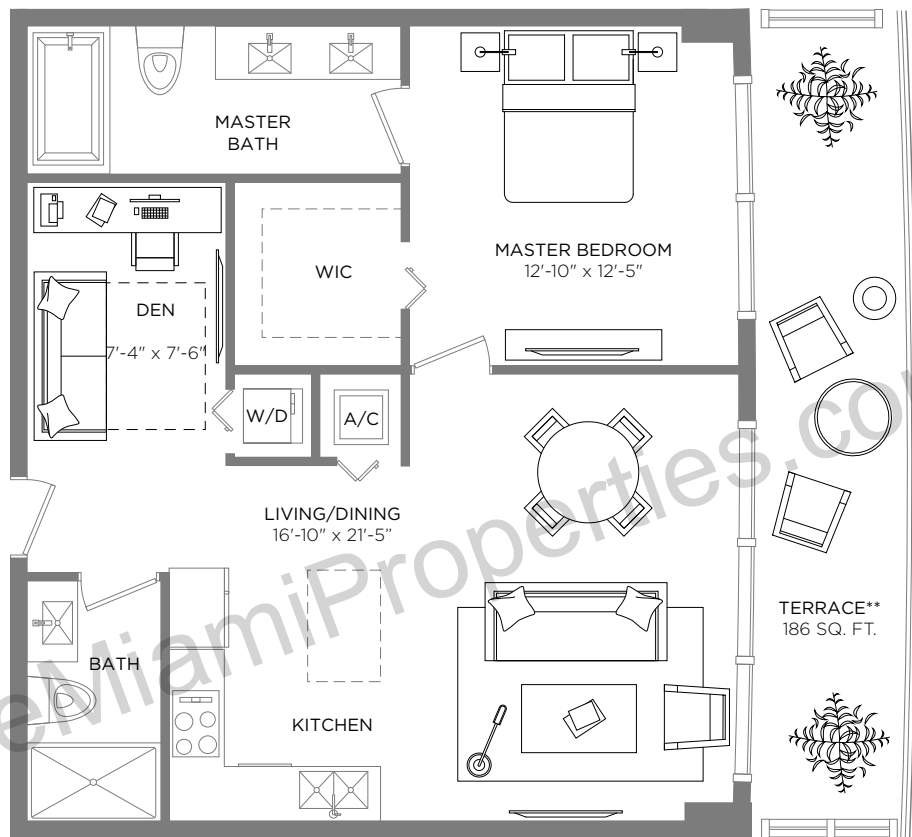


\*\* Terrace configurations vary from floor to floor and may include cut-outs. For an accurate depiction of the terrace configuration, see Exhibit "2" to the Declaration.

Each purchaser is advised that there are various methods for calculating the square footage of a Unit, and that depending on the method of calculation, the quoted square footage of a Unit in advertising materials may vary from the square footage of a Unit as stated or described in the Prospectus and the Declaration. The dimensions of the Unit shown in these floor plans have been calculated from the exterior boundaries of the exterior walls to the centerline of interior demising walls, including common elements such as structural walls and other interior structural components of the building and in fact vary from the dimensions that would be determined by using the description and definition of the "Unit" set forth in the Prospectus and the Declaration. For your reference, the area of the Unit, determined in accordance with Unit boundaries as defined in the Prospectus and the Declaration is less than the square footage reflected here. The configuration and use of space or the floor plan design may vary from that in the Prospectus and Declaration because the Developer has reserved the right in the Prospectus to make design, dimension, specification, and plan changes at any time, in the Developer's discretion, without notice to Unit buyers. Note that measurements of rooms set forth on this floor plan are generally taken at the greatest points of each given room (as if the room were a perfect rectangle), without regard for any cutouts. Accordingly, the area of the actual room will typically be smaller than the product obtained by multiplying the stated length times width. All dimensions are approximate and may vary with actual construction, and all floor plans and development plans are subject to change. The furnishings and décor illustrated are not included with the purchase of the Unit. See Prospectus for additional information regarding what is offered with the Unit and the calculation of Unit square footage and dimensions.

# Brickell Heights

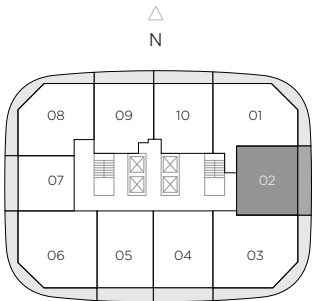
EAST TOWER



## RESIDENCE 02

1 BEDROOM / 2 BATHS + DEN

A/C INTERIOR AREA	859 SQ.FT.	79.80 SQ.M.
TERRACE AREA**	186 SQ.FT.	17.28 SQ.M.
TOTAL RESIDENCE	1,045 SQ.FT.	97.08 SQ.M.

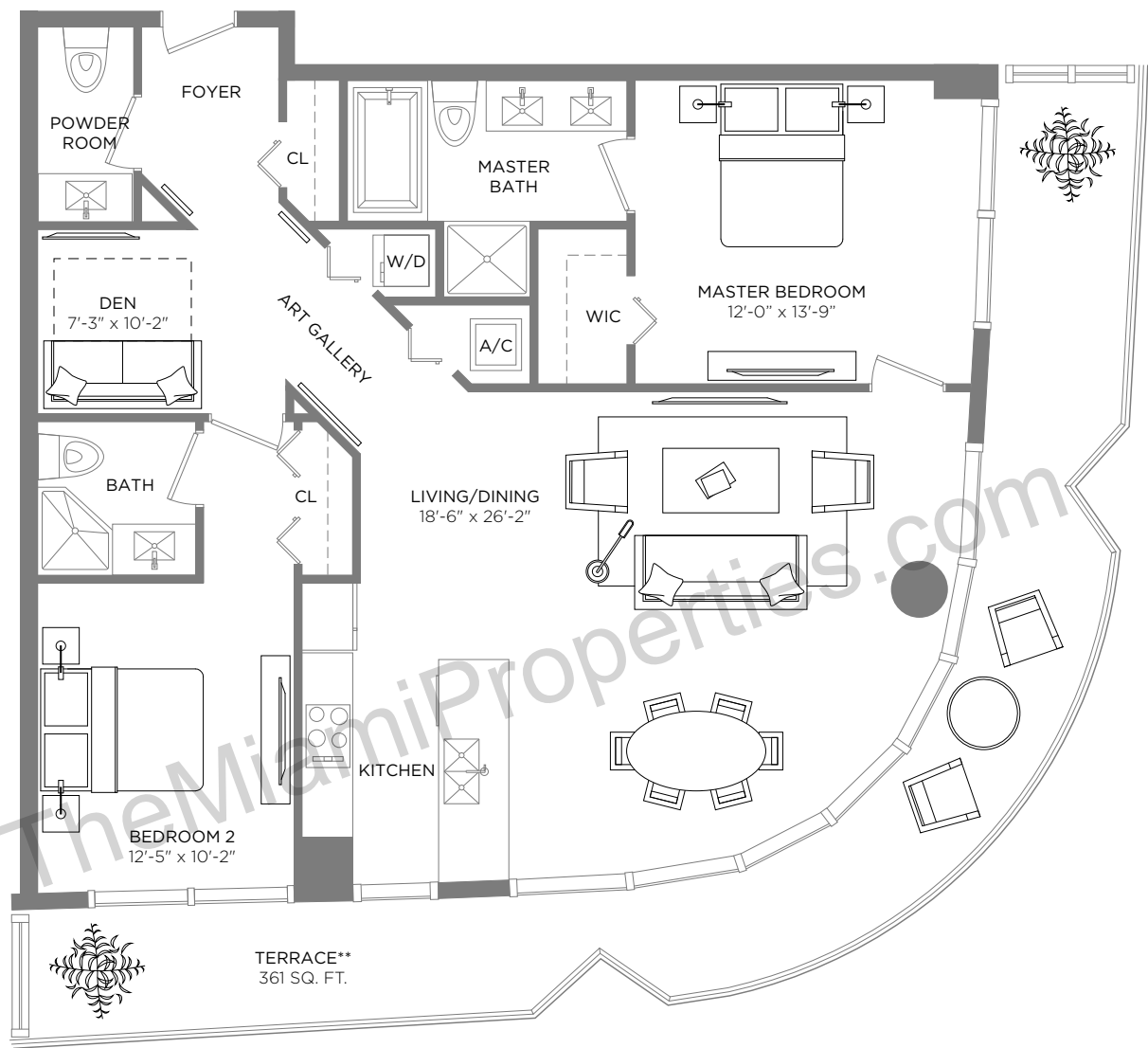


\*\* Terrace configurations vary from floor to floor and may include cut-outs. For an accurate depiction of the terrace configuration, see Exhibit "2" to the Declaration.

Each purchaser is advised that there are various methods for calculating the square footage of a Unit, and that depending on the method of calculation, the quoted square footage of a Unit in advertising materials may vary from the square footage of a Unit as stated or described in the Prospectus and the Declaration. The dimensions of the Unit shown in these floor plans have been calculated from the exterior boundaries of the exterior walls to the centerline of interior demising walls, including common elements such as structural walls and other interior structural components of the building and in fact vary from the dimensions that would be determined by using the description and definition of the "Unit" set forth in the Prospectus and the Declaration. For your reference, the area of the Unit, determined in accordance with Unit boundaries as defined in the Prospectus and the Declaration is less than the square footage reflected here. The configuration and use of space or the floor plan design may vary from that in the Prospectus and Declaration because the Developer has reserved the right in the Prospectus to make design, dimension, specification, and plan changes at any time, in the Developer's discretion, without notice to Unit buyers. Note that measurements of rooms set forth on this floor plan are generally taken at the greatest points of each given room (as if the room were a perfect rectangle), without regard for any cutouts. Accordingly, the area of the actual room will typically be smaller than the product obtained by multiplying the stated length times width. All dimensions are approximate and may vary with actual construction, and all floor plans and development plans are subject to change. The furnishings and décor illustrated are not included with the purchase of the Unit. See Prospectus for additional information regarding what is offered with the Unit and the calculation of Unit square footage and dimensions.

# Brickell Heights

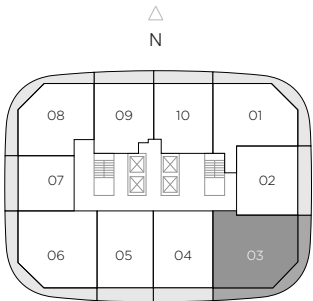
EAST TOWER



## RESIDENCE 03

2 BEDROOMS / 2.5 BATHS + DEN

A/C INTERIOR AREA	1,276 SQ.FT.	118.45 SQ.M.
TERRACE AREA**	361 SQ.FT.	33.53 SQ.M.
TOTAL RESIDENCE	1,637 SQ.FT.	152.08 SQ.M.

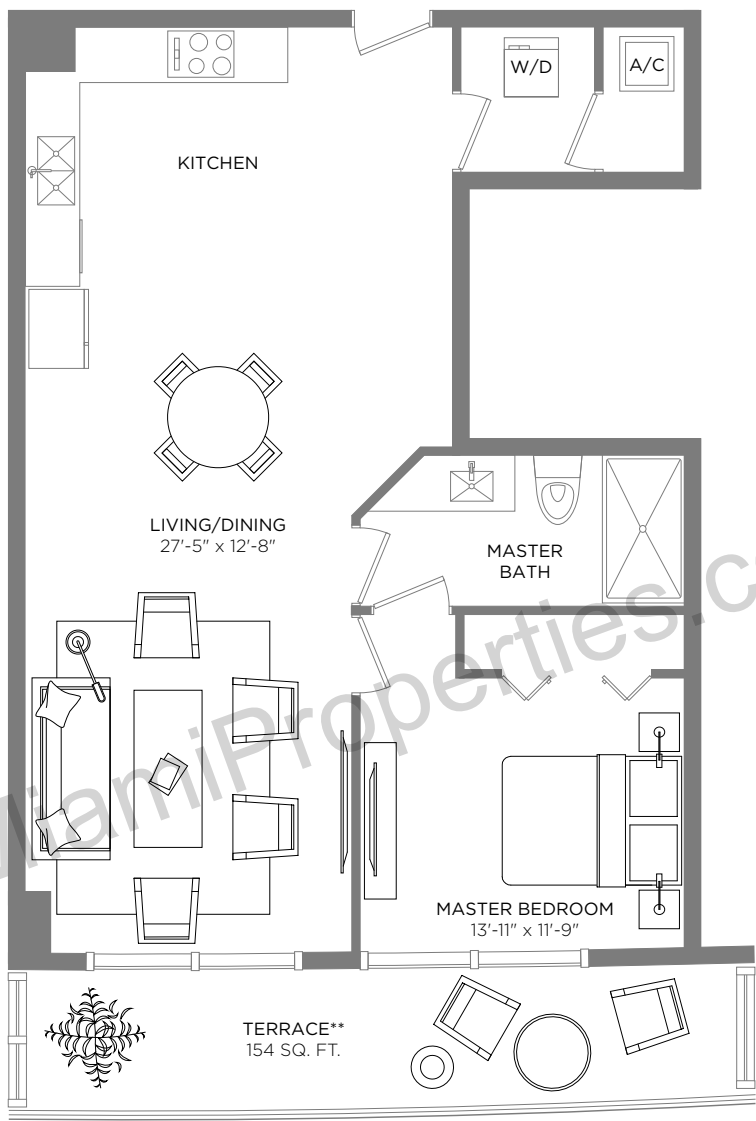


\*\* Terrace configurations vary from floor to floor and may include cut-outs. For an accurate depiction of the terrace configuration, see Exhibit "2" to the Declaration.

Each purchaser is advised that there are various methods for calculating the square footage of a Unit, and that depending on the method of calculation, the quoted square footage of a Unit in advertising materials may vary from the square footage of a Unit as stated or described in the Prospectus and the Declaration. The dimensions of the Unit shown in these floor plans have been calculated from the exterior boundaries of the exterior walls to the centerline of interior demising walls, including common elements such as structural walls and other interior structural components of the building and in fact vary from the dimensions that would be determined by using the description and definition of the "Unit" set forth in the Prospectus and the Declaration. For your reference, the area of the Unit, determined in accordance with Unit boundaries as defined in the Prospectus and the Declaration is less than the square footage reflected here. The configuration and use of space or the floor plan design may vary from that in the Prospectus and Declaration because the Developer has reserved the right in the Prospectus to make design, dimension, specification, and plan changes at any time, in the Developer's discretion, without notice to Unit buyers. Note that measurements of rooms set forth on this floor plan are generally taken at the greatest points of each given room (as if the room were a perfect rectangle), without regard for any cutouts. Accordingly, the area of the actual room will typically be smaller than the product obtained by multiplying the stated length times width. All dimensions are approximate and may vary with actual construction, and all floor plans and development plans are subject to change. The furnishings and décor illustrated are not included with the purchase of the Unit. See Prospectus for additional information regarding what is offered with the Unit and the calculation of Unit square footage and dimensions.

# Brickell Heights

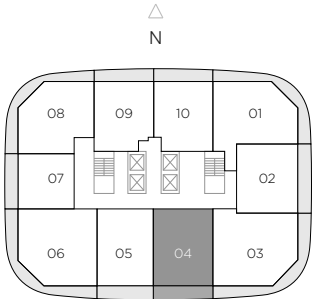
EAST TOWER



## RESIDENCE 04 mod

1 BEDROOM / 1 BATH  
Level 10 only

A/C INTERIOR AREA	869 SQ.FT.	80.73 SQ.M.
TERRACE AREA**	154 SQ.FT.	14.30 SQ.M.
TOTAL RESIDENCE	1,023 SQ.FT.	95.03 SQ.M.

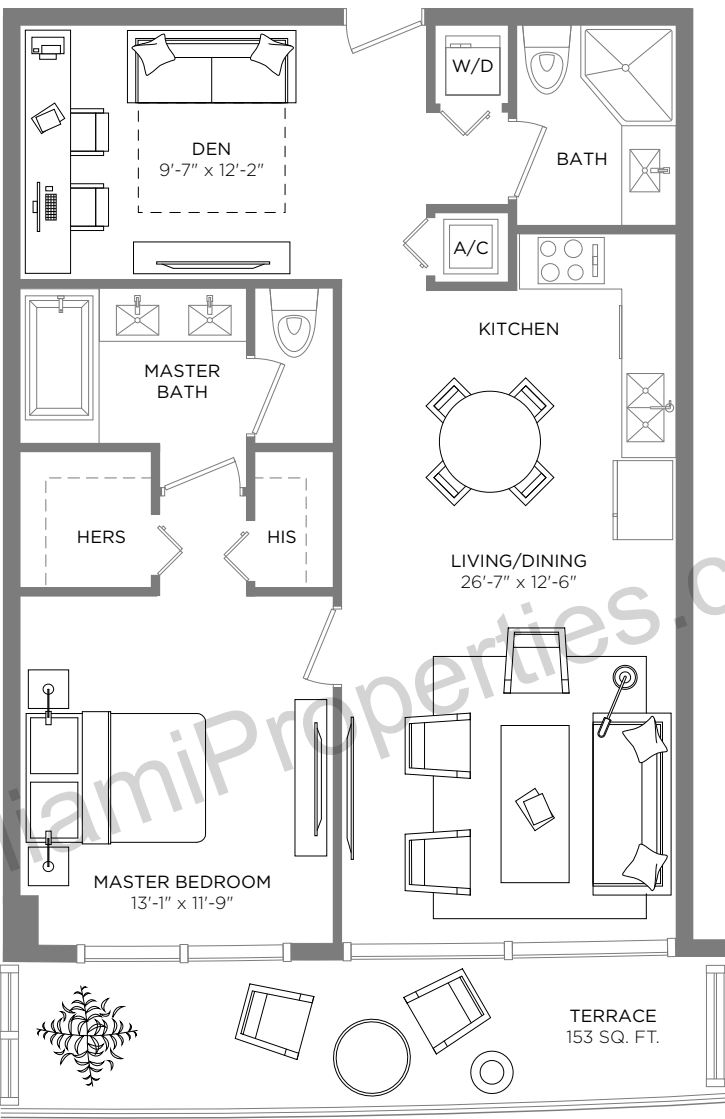


\*\* Terrace configurations vary from floor to floor and may include cut-outs. For an accurate depiction of the terrace configuration, see Exhibit "2" to the Declaration.

Each purchaser is advised that there are various methods for calculating the square footage of a Unit, and that depending on the method of calculation, the quoted square footage of a Unit in advertising materials may vary from the square footage of a Unit as stated or described in the Prospectus and the Declaration. The dimensions of the Unit shown in these floor plans have been calculated from the exterior boundaries of the exterior walls to the centerline of interior demising walls, including common elements such as structural walls and other interior structural components of the building and in fact vary from the dimensions that would be determined by using the description and definition of the "Unit" set forth in the Prospectus and the Declaration. For your reference, the area of the Unit, determined in accordance with Unit boundaries as defined in the Prospectus and the Declaration is less than the square footage reflected here. The configuration and use of space or the floor plan design may vary from that in the Prospectus and Declaration because the Developer has reserved the right in the Prospectus to make design, dimension, specification, and plan changes at any time, in the Developer's discretion, without notice to Unit buyers. Note that measurements of rooms set forth on this floor plan are generally taken at the greatest points of each given room (as if the room were a perfect rectangle), without regard for any cutouts. Accordingly, the area of the actual room will typically be smaller than the product obtained by multiplying the stated length times width. All dimensions are approximate and may vary with actual construction, and all floor plans and development plans are subject to change. The furnishings and décor illustrated are not included with the purchase of the Unit. See Prospectus for additional information regarding what is offered with the Unit and the calculation of Unit square footage and dimensions.

# Brickell Heights

EAST TOWER

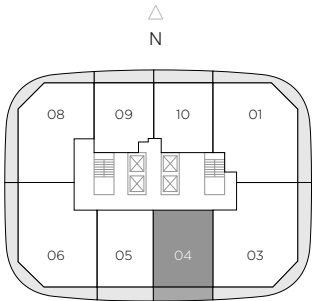


## RESIDENCE 04

1 BEDROOM / 2 BATHS + DEN

Levels 11-44

A/C INTERIOR AREA	961 SQ.FT.	89.27 SQ.M.
TERRACE AREA	153 SQ.FT.	14.21 SQ.M.
TOTAL RESIDENCE	1,114 SQ.FT.	103.48 SQ.M.

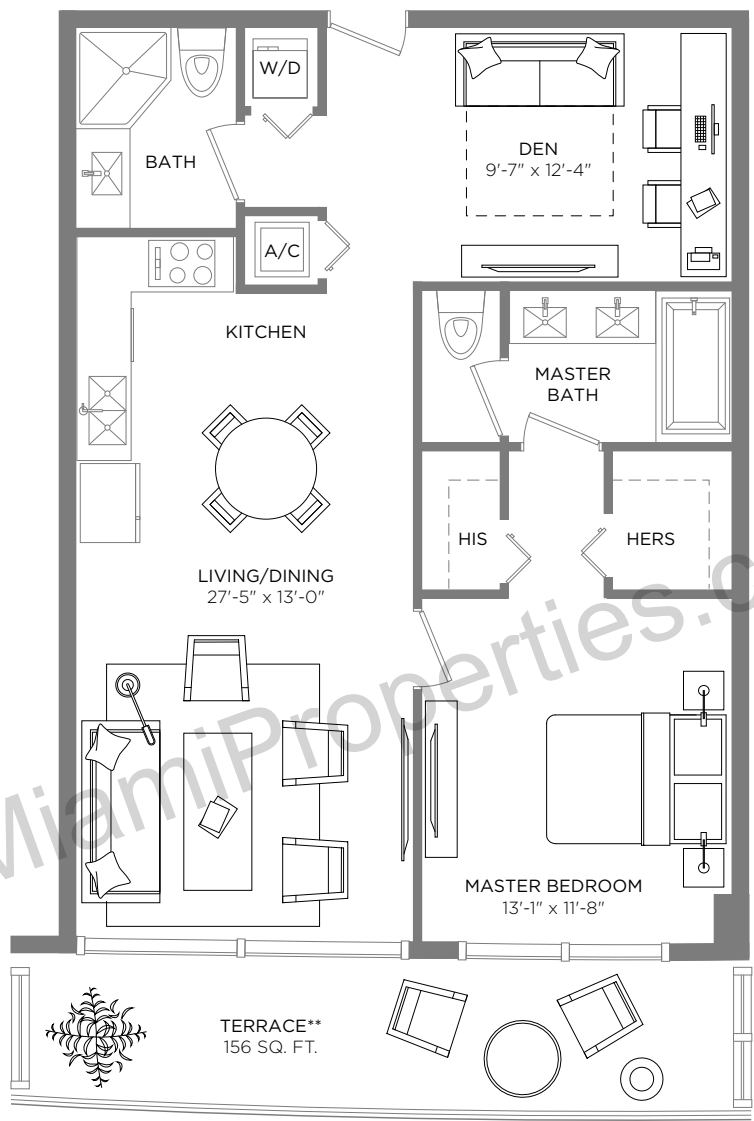


\*\* Terrace configurations vary from floor to floor and may include cut-outs. For an accurate depiction of the terrace configuration, see Exhibit "2" to the Declaration.

Each purchaser is advised that there are various methods for calculating the square footage of a Unit, and that depending on the method of calculation, the quoted square footage of a Unit in advertising materials may vary from the square footage of a Unit as stated or described in the Prospectus and the Declaration. The dimensions of the Unit shown in these floor plans have been calculated from the exterior boundaries of the exterior walls to the centerline of interior demising walls, including common elements such as structural walls and other interior structural components of the building and in fact vary from the dimensions that would be determined by using the description and definition of the "Unit" set forth in the Prospectus and the Declaration. For your reference, the area of the Unit, determined in accordance with Unit boundaries as defined in the Prospectus and the Declaration is less than the square footage reflected here. The configuration and use of space or the floor plan design may vary from that in the Prospectus and Declaration because the Developer has reserved the right in the Prospectus to make design, dimension, specification, and plan changes at any time, in the Developer's discretion, without notice to Unit buyers. Note that measurements of rooms set forth on this floor plan are generally taken at the greatest points of each given room (as if the room were a perfect rectangle), without regard for any cutouts. Accordingly, the area of the actual room will typically be smaller than the product obtained by multiplying the stated length times width. All dimensions are approximate and may vary with actual construction, and all floor plans and development plans are subject to change. The furnishings and décor illustrated are not included with the purchase of the Unit. See Prospectus for additional information regarding what is offered with the Unit and the calculation of Unit square footage and dimensions.

# Brickell Heights

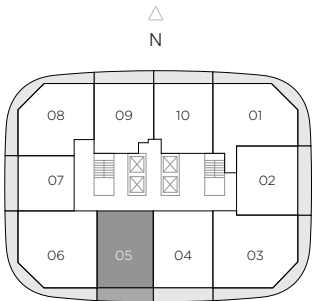
EAST TOWER



## RESIDENCE 05

1 BEDROOM / 2 BATHS + DEN

A/C INTERIOR AREA	965 SQ.FT.	89.65 SQ.M.
TERRACE AREA**	156 SQ.FT.	14.49 SQ.M.
TOTAL RESIDENCE	1,121 SQ.FT.	104.14 SQ.M.

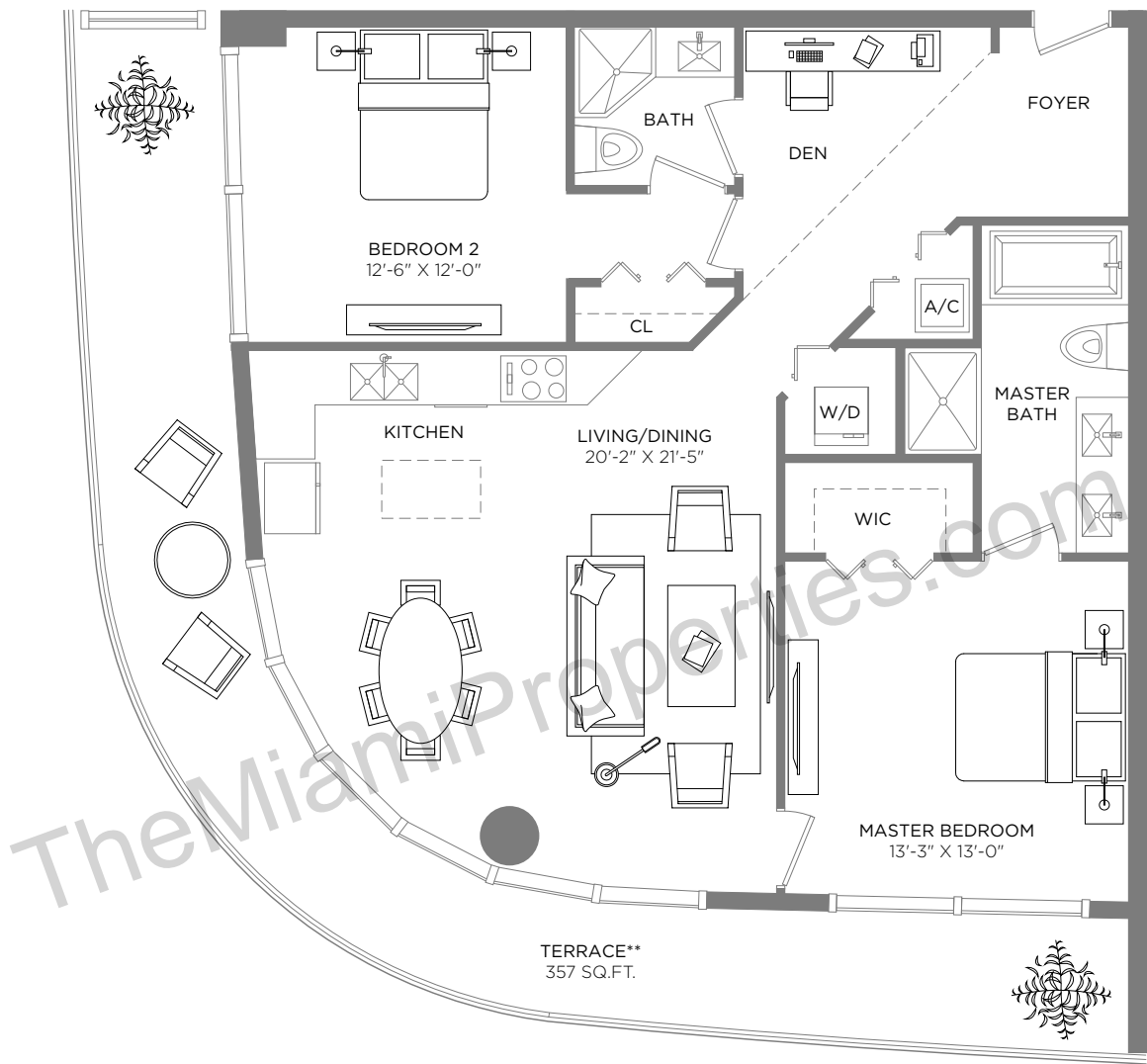


\*\* Terrace configurations vary from floor to floor and may include cut-outs. For an accurate depiction of the terrace configuration, see Exhibit "2" to the Declaration.

Each purchaser is advised that there are various methods for calculating the square footage of a Unit, and that depending on the method of calculation, the quoted square footage of a Unit in advertising materials may vary from the square footage of a Unit as stated or described in the Prospectus and the Declaration. The dimensions of the Unit shown in these floor plans have been calculated from the exterior boundaries of the exterior walls to the centerline of interior demising walls, including common elements such as structural walls and other interior structural components of the building and in fact vary from the dimensions that would be determined by using the description and definition of the "Unit" set forth in the Prospectus and the Declaration. For your reference, the area of the Unit, determined in accordance with Unit boundaries as defined in the Prospectus and the Declaration is less than the square footage reflected here. The configuration and use of space or the floor plan design may vary from that in the Prospectus and Declaration because the Developer has reserved the right in the Prospectus to make design, dimension, specification, and plan changes at any time, in the Developer's discretion, without notice to Unit buyers. Note that measurements of rooms set forth on this floor plan are generally taken at the greatest points of each given room (as if the room were a perfect rectangle), without regard for any cutouts. Accordingly, the area of the actual room will typically be smaller than the product obtained by multiplying the stated length times width. All dimensions are approximate and may vary with actual construction, and all floor plans and development plans are subject to change. The furnishings and décor illustrated are not included with the purchase of the Unit. See Prospectus for additional information regarding what is offered with the Unit and the calculation of Unit square footage and dimensions.

# Brickell Heights

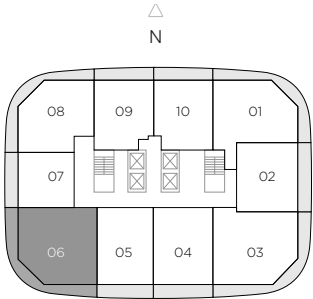
EAST TOWER



## RESIDENCE 06

2 BEDROOMS / 2 BATHS + DEN

A/C INTERIOR AREA	1,178 SQ.FT.	109.44 SQ.M.
TERRACE AREA**	357 StQ.F.T.	33.17 SQ.M.
TOTAL RESIDENCE	1,535 SQ.FT.	142.61 SQ.M.



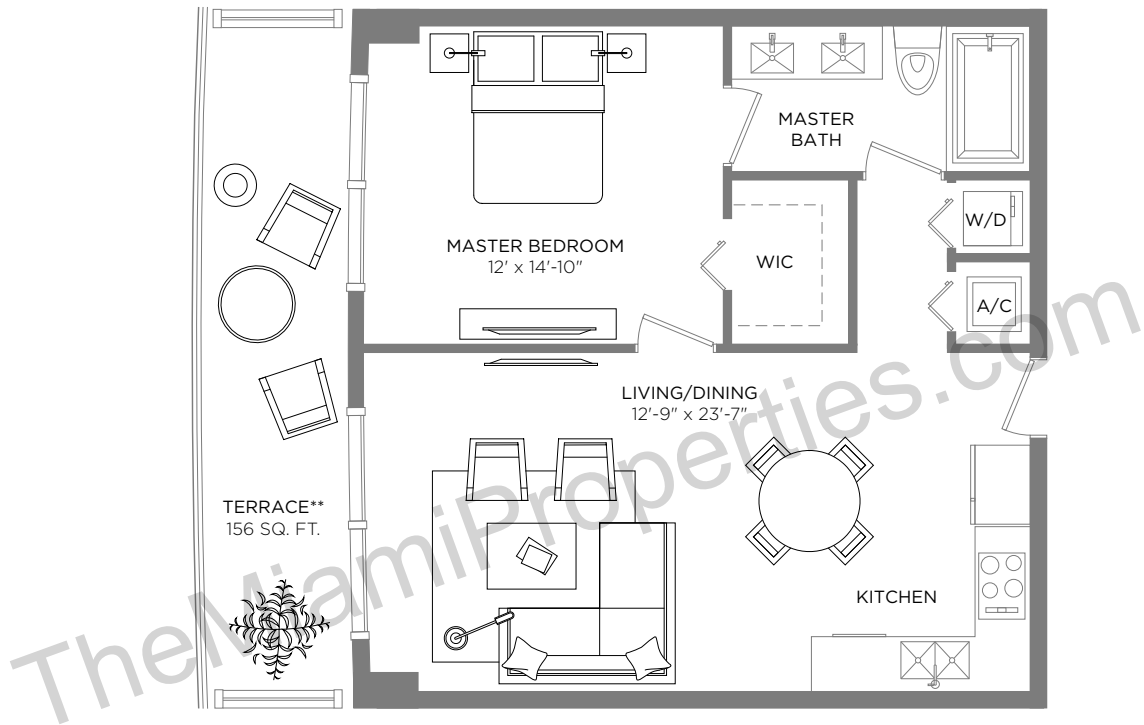
\*\* Terrace configurations vary from floor to floor and may include cut-outs. For an accurate depiction of the terrace configuration, see Exhibit "2" to the Declaration.

Each purchaser is advised that there are various methods for calculating the square footage of a Unit, and that depending on the method of calculation, the quoted square footage of a Unit in advertising materials may vary from the square footage of a Unit as stated or described in the Prospectus and the Declaration. The dimensions of the Unit shown in these floor plans have been calculated from the exterior boundaries of the exterior walls to the centerline of interior demising walls, including common elements such as structural walls and other interior structural components of the building and in fact vary from the dimensions that would be determined by using the description and definition of the "Unit" set forth in the Prospectus and the Declaration. For your reference, the area of the Unit, determined in accordance with Unit boundaries as defined in the Prospectus and the Declaration is less than the square footage reflected here. The configuration and use of space or the floor plan design may vary from that in the Prospectus and Declaration because the Developer has reserved the right in the Prospectus to make design, dimension, specification, and plan changes at any time, in the Developer's discretion, without notice to Unit buyers. Note that measurements of rooms set forth on this floor plan are generally taken at the greatest points of each given room (as if the room were a perfect rectangle), without regard for any cutouts. Accordingly, the area of the actual room will typically be smaller than the product obtained by multiplying the stated length times width. All dimensions are approximate and may vary with actual construction, and all floor plans and development plans are subject to change. The furnishings and décor illustrated are not included with the purchase of the Unit. See Prospectus for additional information regarding what is offered with the Unit and the calculation of Unit square footage and dimensions.



# Brickell Heights

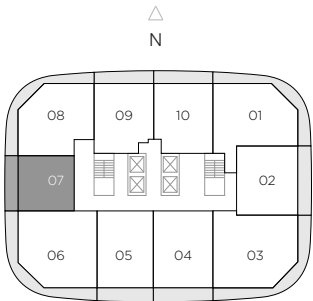
EAST TOWER



## RESIDENCE 07

1 BEDROOM / 1 BATH

A/C INTERIOR AREA	676 SQ.FT.	62.80 SQ.M.
TERRACE AREA**	156 SQ.FT.	14.49 SQ.M.
TOTAL RESIDENCE	832 SQ.FT.	77.29 SQ.M.

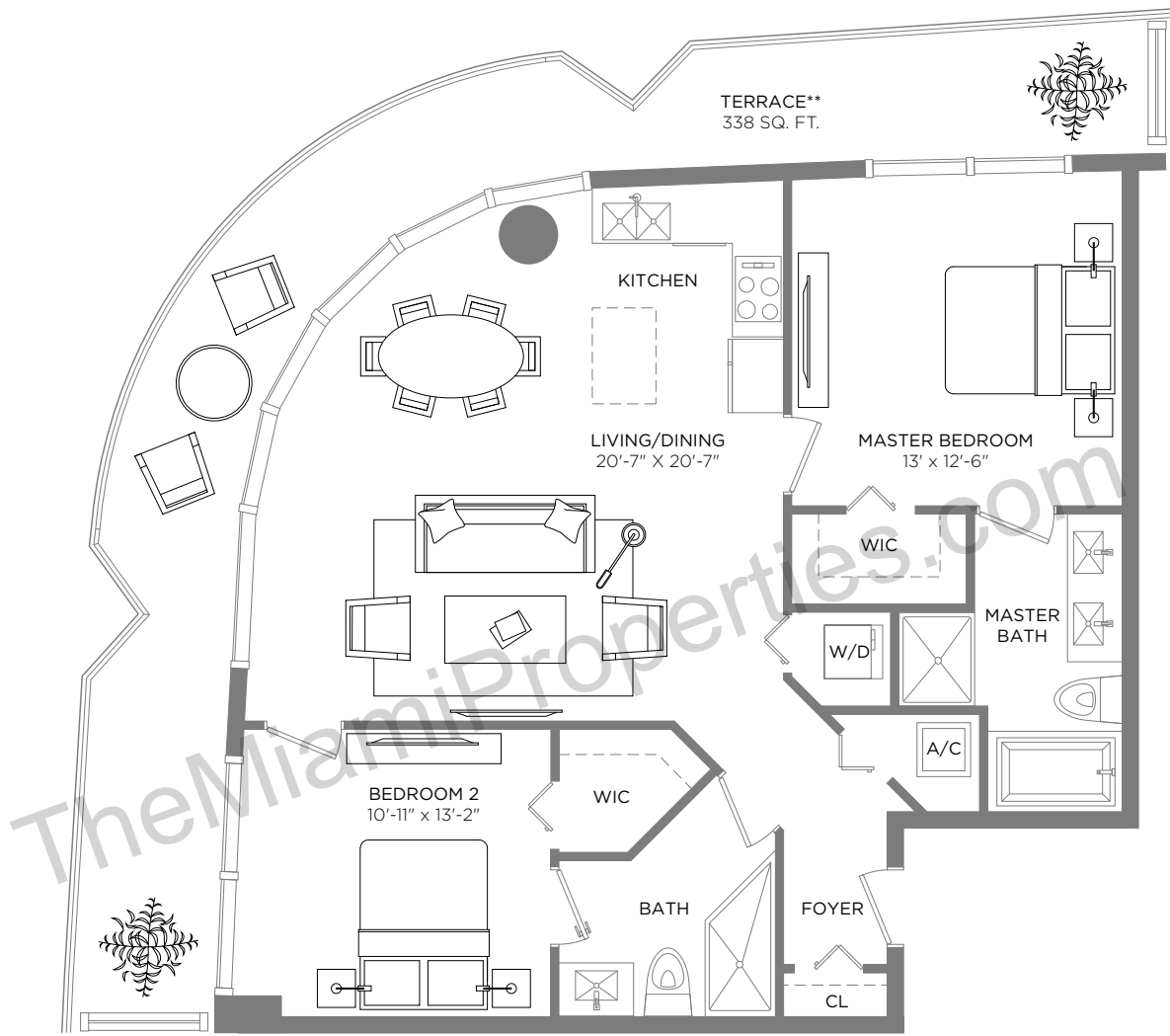


\*\* Terrace configurations vary from floor to floor and may include cut-outs. For an accurate depiction of the terrace configuration, see Exhibit "2" to the Declaration.

Each purchaser is advised that there are various methods for calculating the square footage of a Unit, and that depending on the method of calculation, the quoted square footage of a Unit in advertising materials may vary from the square footage of a Unit as stated or described in the Prospectus and the Declaration. The dimensions of the Unit shown in these floor plans have been calculated from the exterior boundaries of the exterior walls to the centerline of interior demising walls, including common elements such as structural walls and other interior structural components of the building and in fact vary from the dimensions that would be determined by using the description and definition of the "Unit" set forth in the Prospectus and the Declaration. For your reference, the area of the Unit, determined in accordance with Unit boundaries as defined in the Prospectus and the Declaration is less than the square footage reflected here. The configuration and use of space or the floor plan design may vary from that in the Prospectus and Declaration because the Developer has reserved the right in the Prospectus to make design, dimension, specification, and plan changes at any time, in the Developer's discretion, without notice to Unit buyers. Note that measurements of rooms set forth on this floor plan are generally taken at the greatest points of each given room (as if the room were a perfect rectangle), without regard for any cutouts. Accordingly, the area of the actual room will typically be smaller than the product obtained by multiplying the stated length times width. All dimensions are approximate and may vary with actual construction, and all floor plans and development plans are subject to change. The furnishings and décor illustrated are not included with the purchase of the Unit. See Prospectus for additional information regarding what is offered with the Unit and the calculation of Unit square footage and dimensions.

# Brickell Heights

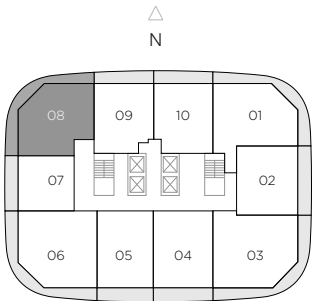
EAST TOWER



## RESIDENCE 08

2 BEDROOMS / 2 BATHS

A/C INTERIOR AREA	1,054 SQ.FT.	97.91 SQ.M.
TERRACE AREA**	338 SQ.FT.	31.40 SQ.M.
TOTAL RESIDENCE	1,392 SQ.FT.	129.32 SQ.M.

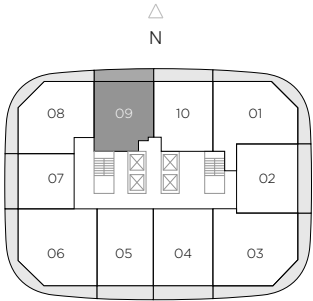
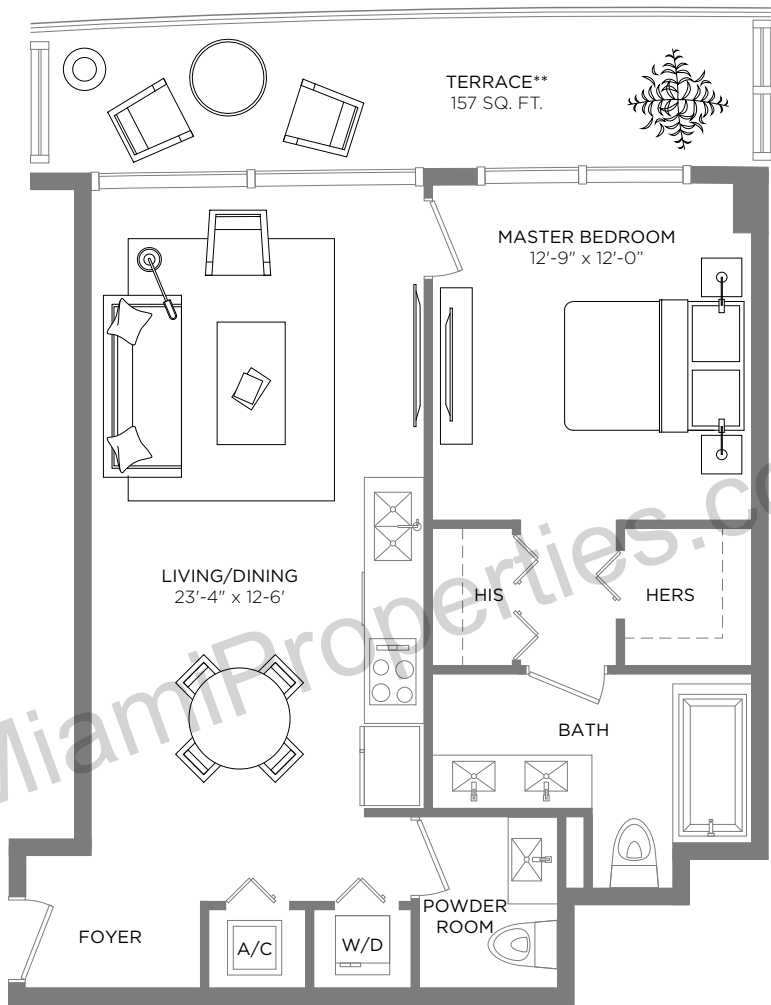


\*\* Terrace configurations vary from floor to floor and may include cut-outs. For an accurate depiction of the terrace configuration, see Exhibit "2" to the Declaration.

Each purchaser is advised that there are various methods for calculating the square footage of a Unit, and that depending on the method of calculation, the quoted square footage of a Unit in advertising materials may vary from the square footage of a Unit as stated or described in the Prospectus and the Declaration. The dimensions of the Unit shown in these floor plans have been calculated from the exterior boundaries of the exterior walls to the centerline of interior demising walls, including common elements such as structural walls and other interior structural components of the building and in fact vary from the dimensions that would be determined by using the description and definition of the "Unit" set forth in the Prospectus and the Declaration. For your reference, the area of the Unit, determined in accordance with Unit boundaries as defined in the Prospectus and the Declaration is less than the square footage reflected here. The configuration and use of space or the floor plan design may vary from that in the Prospectus and Declaration because the Developer has reserved the right in the Prospectus to make design, dimension, specification, and plan changes at any time, in the Developer's discretion, without notice to Unit buyers. Note that measurements of rooms set forth on this floor plan are generally taken at the greatest points of each given room (as if the room were a perfect rectangle), without regard for any cutouts. Accordingly, the area of the actual room will typically be smaller than the product obtained by multiplying the stated length times width. All dimensions are approximate and may vary with actual construction, and all floor plans and development plans are subject to change. The furnishings and décor illustrated are not included with the purchase of the Unit. See Prospectus for additional information regarding what is offered with the Unit and the calculation of Unit square footage and dimensions.

# Brickell Heights

EAST TOWER



## RESIDENCE 09

1 BEDROOM / 1.5 BATHS

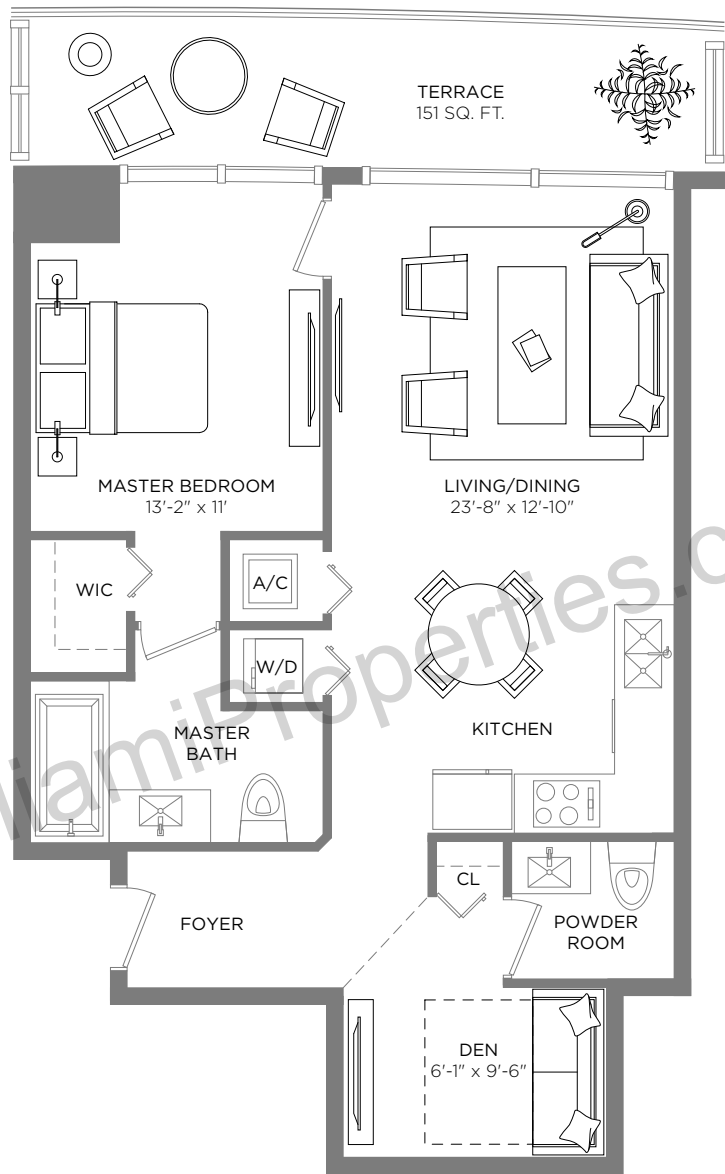
A/C INTERIOR AREA	856 SQ.FT.	79.52 SQ.M.
TERRACE AREA**	153 SQ.FT.	14.21 SQ.M.
TOTAL RESIDENCE	1,009 SQ.FT.	93.73 SQ.M.

\*\* Terrace configurations vary from floor to floor and may include cut-outs. For an accurate depiction of the terrace configuration, see Exhibit "2" to the Declaration.

Each purchaser is advised that there are various methods for calculating the square footage of a Unit, and that depending on the method of calculation, the quoted square footage of a Unit in advertising materials may vary from the square footage of a Unit as stated or described in the Prospectus and the Declaration. The dimensions of the Unit shown in these floor plans have been calculated from the exterior boundaries of the exterior walls to the centerline of interior demising walls, including common elements such as structural walls and other interior structural components of the building and in fact vary from the dimensions that would be determined by using the description and definition of the "Unit" set forth in the Prospectus and the Declaration. For your reference, the area of the Unit, determined in accordance with Unit boundaries as defined in the Prospectus and the Declaration is less than the square footage reflected here. The configuration and use of space or the floor plan design may vary from that in the Prospectus and Declaration because the Developer has reserved the right in the Prospectus to make design, dimension, specification, and plan changes at any time, in the Developer's discretion, without notice to Unit buyers. Note that measurements of rooms set forth on this floor plan are generally taken at the greatest points of each given room (as if the room were a perfect rectangle), without regard for any cutouts. Accordingly, the area of the actual room will typically be smaller than the product obtained by multiplying the stated length times width. All dimensions are approximate and may vary with actual construction, and all floor plans and development plans are subject to change. The furnishings and décor illustrated are not included with the purchase of the Unit. See Prospectus for additional information regarding what is offered with the Unit and the calculation of Unit square footage and dimensions.

# Brickell Heights

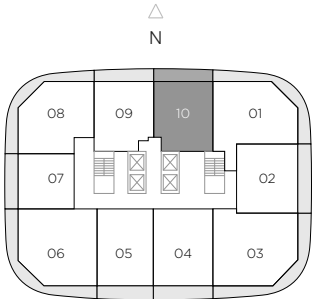
EAST TOWER



## RESIDENCE 10

1 BEDROOM / 1 1/2 BATHS + DEN

A/C INTERIOR AREA	908 SQ.FT.	84.35 SQ.M.
TERRACE AREA	151 SQ.FT.	14.02 SQ.M.
TOTAL RESIDENCE	1,059 SQ.FT.	98.37 SQ.M.

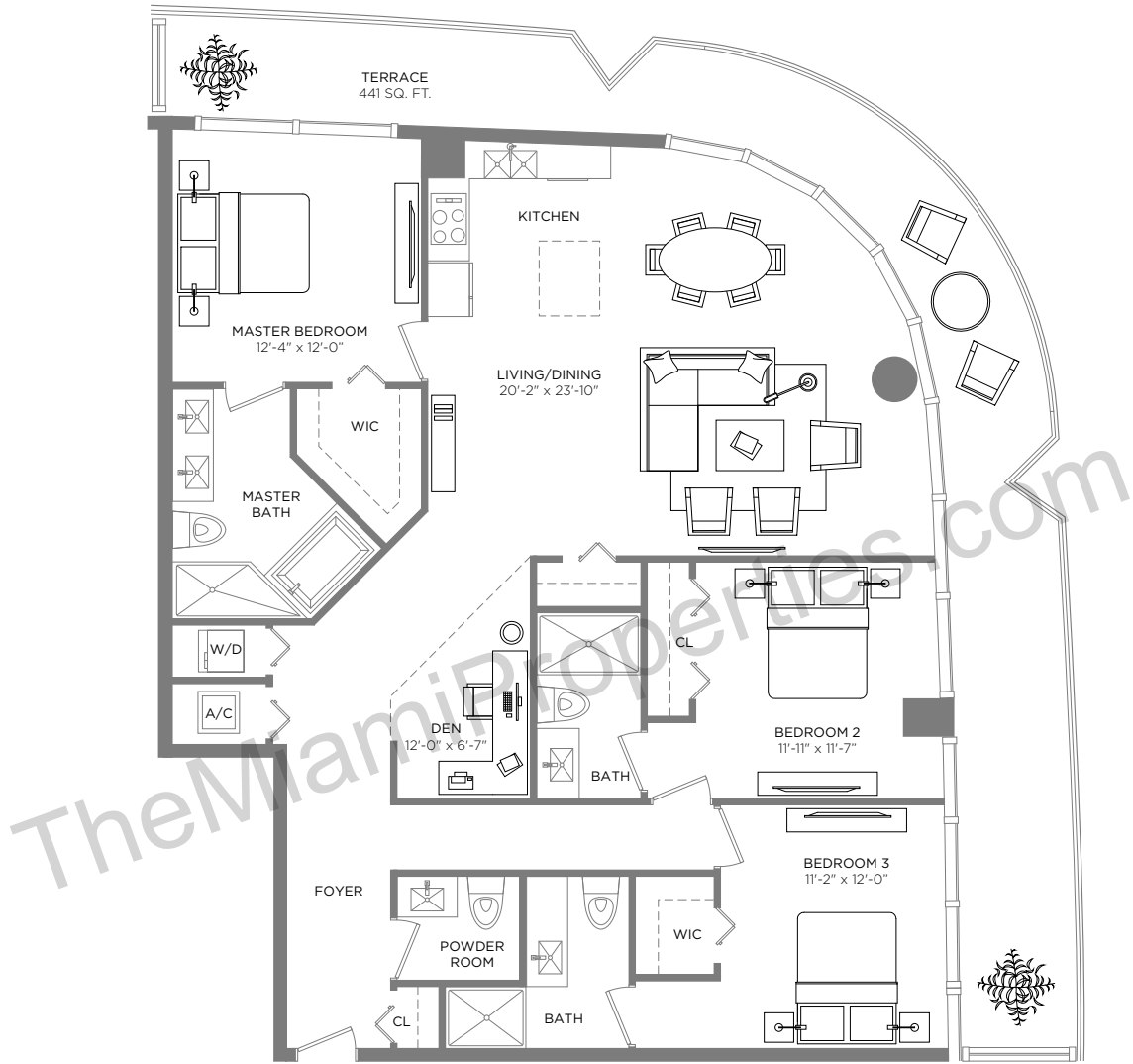


\*\* Terrace configurations vary from floor to floor and may include cut-outs. For an accurate depiction of the terrace configuration, see Exhibit "2" to the Declaration.

Each purchaser is advised that there are various methods for calculating the square footage of a Unit, and that depending on the method of calculation, the quoted square footage of a Unit in advertising materials may vary from the square footage of a Unit as stated or described in the Prospectus and the Declaration. The dimensions of the Unit shown in these floor plans have been calculated from the exterior boundaries of the exterior walls to the centerline of interior demising walls, including common elements such as structural walls and other interior structural components of the building and in fact vary from the dimensions that would be determined by using the description and definition of the "Unit" set forth in the Prospectus and the Declaration. For your reference, the area of the Unit, determined in accordance with Unit boundaries as defined in the Prospectus and the Declaration is less than the square footage reflected here. The configuration and use of space or the floor plan design may vary from that in the Prospectus and Declaration because the Developer has reserved the right in the Prospectus to make design, dimension, specification, and plan changes at any time, in the Developer's discretion, without notice to Unit buyers. Note that measurements of rooms set forth on this floor plan are generally taken at the greatest points of each given room (as if the room were a perfect rectangle), without regard for any cutouts. Accordingly, the area of the actual room will typically be smaller than the product obtained by multiplying the stated length times width. All dimensions are approximate and may vary with actual construction, and all floor plans and development plans are subject to change. The furnishings and décor illustrated are not included with the purchase of the Unit. See Prospectus for additional information regarding what is offered with the Unit and the calculation of Unit square footage and dimensions.

# Brickell Heights

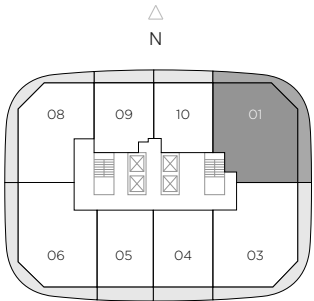
EAST TOWER



## RESIDENCE 4101

3 BEDROOMS / 3 1/2 BATHS + DEN  
Levels 41-47

A/C INTERIOR AREA	1,701 SQ.FT.	158.02 SQ.M.
TERRACE AREA	441 SQ.FT.	40.97 SQ.M.
TOTAL RESIDENCE	2,142 SQ.FT.	198.99 SQ.M.

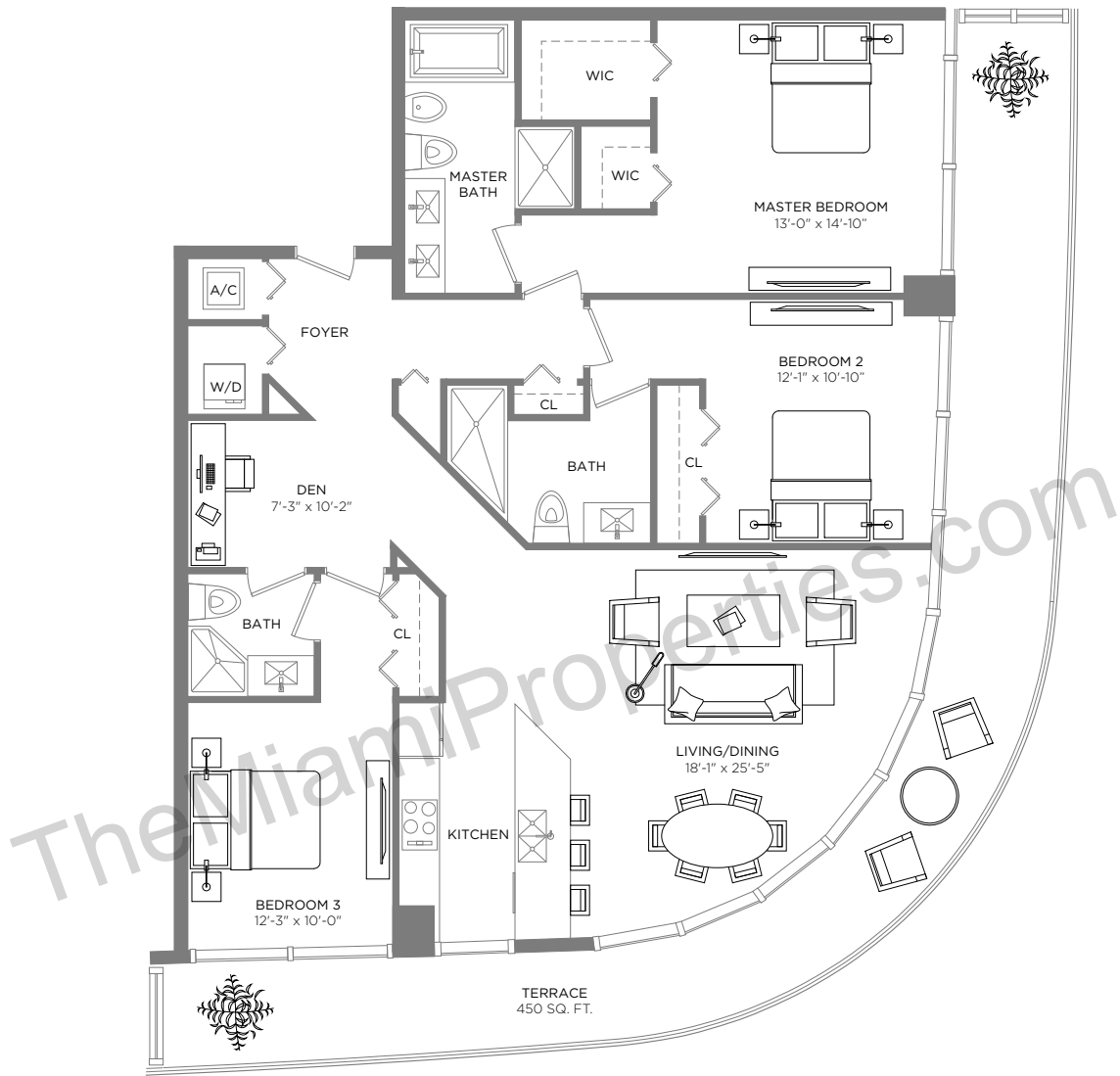


\*\* Terrace configurations vary from floor to floor and may include cut-outs. For an accurate depiction of the terrace configuration, see Exhibit "2" to the Declaration.

Each purchaser is advised that there are various methods for calculating the square footage of a Unit, and that depending on the method of calculation, the quoted square footage of a Unit in advertising materials may vary from the square footage of a Unit as stated or described in the Prospectus and the Declaration. The dimensions of the Unit shown in these floor plans have been calculated from the exterior boundaries of the exterior walls to the centerline of interior demising walls, including common elements such as structural walls and other interior structural components of the building and in fact vary from the dimensions that would be determined by using the description and definition of the "Unit" set forth in the Prospectus and the Declaration. For your reference, the area of the Unit, determined in accordance with Unit boundaries as defined in the Prospectus and the Declaration is less than the square footage reflected here. The configuration and use of space or the floor plan design may vary from that in the Prospectus and Declaration because the Developer has reserved the right in the Prospectus to make design, dimension, specification, and plan changes at any time, in the Developer's discretion, without notice to Unit buyers. Note that measurements of rooms set forth on this floor plan are generally taken at the greatest points of each given room (as if the room were a perfect rectangle), without regard for any cutouts. Accordingly, the area of the actual room will typically be smaller than the product obtained by multiplying the stated length times width. All dimensions are approximate and may vary with actual construction, and all floor plans and development plans are subject to change. The furnishings and décor illustrated are not included with the purchase of the Unit. See Prospectus for additional information regarding what is offered with the Unit and the calculation of Unit square footage and dimensions.

# Brickell Heights

EAST TOWER

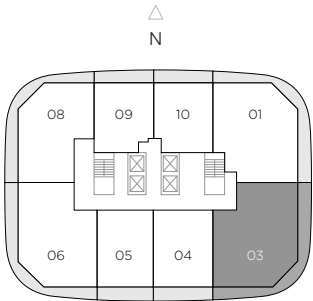


## RESIDENCE 4103

3 BEDROOMS / 3 BATHS + DEN

Level 41

A/C INTERIOR AREA	1,652 SQ.FT.	153.47 SQ.M.
TERRACE AREA	450 SQ.FT.	41.80 SQ.M.
TOTAL RESIDENCE	2,101 SQ.FT.	195.27 SQ.M.

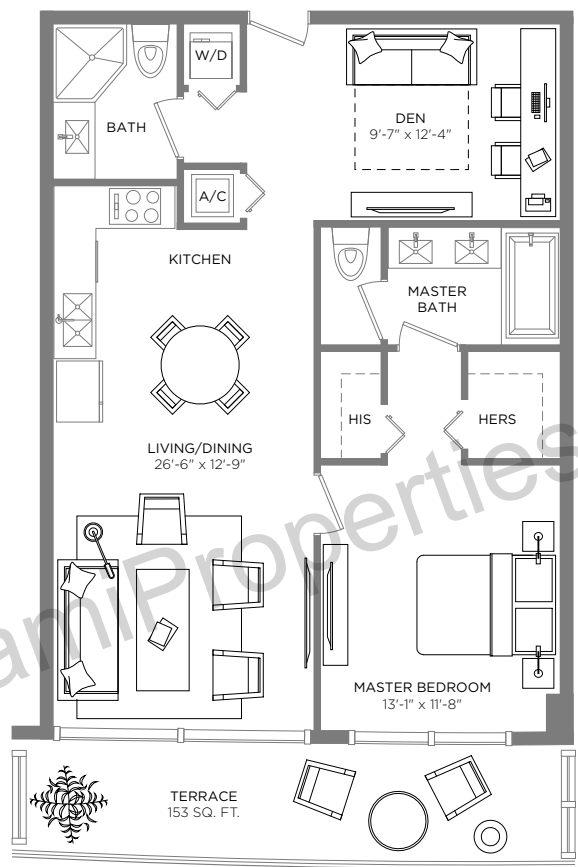


\*\* Terrace configurations vary from floor to floor and may include cut-outs. For an accurate depiction of the terrace configuration, see Exhibit "2" to the Declaration.

Each purchaser is advised that there are various methods for calculating the square footage of a Unit, and that depending on the method of calculation, the quoted square footage of a Unit in advertising materials may vary from the square footage of a Unit as stated or described in the Prospectus and the Declaration. The dimensions of the Unit shown in these floor plans have been calculated from the exterior boundaries of the exterior walls to the centerline of interior demising walls, including common elements such as structural walls and other interior structural components of the building and in fact vary from the dimensions that would be determined by using the description and definition of the "Unit" set forth in the Prospectus and the Declaration. For your reference, the area of the Unit, determined in accordance with Unit boundaries as defined in the Prospectus and the Declaration is less than the square footage reflected here. The configuration and use of space or the floor plan design may vary from that in the Prospectus and Declaration because the Developer has reserved the right in the Prospectus to make design, dimension, specification, and plan changes at any time, in the Developer's discretion, without notice to Unit buyers. Note that measurements of rooms set forth on this floor plan are generally taken at the greatest points of each given room (as if the room were a perfect rectangle), without regard for any cutouts. Accordingly, the area of the actual room will typically be smaller than the product obtained by multiplying the stated length times width. All dimensions are approximate and may vary with actual construction, and all floor plans and development plans are subject to change. The furnishings and décor illustrated are not included with the purchase of the Unit. See Prospectus for additional information regarding what is offered with the Unit and the calculation of Unit square footage and dimensions.

# Brickell Heights

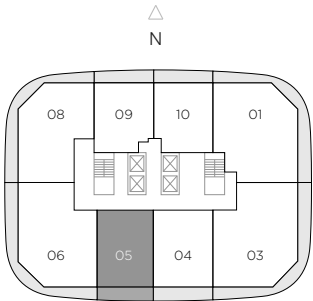
EAST TOWER



## RESIDENCE 4105

1 BEDROOM / 2 BATHS + DEN  
Levels 41-44

A/C INTERIOR AREA	966 SQ.FT.	89.74 SQ.M.
TERRACE AREA	153 SQ.FT.	14.21 SQ.M.
TOTAL RESIDENCE	1,119 SQ.FT.	103.95 SQ.M.

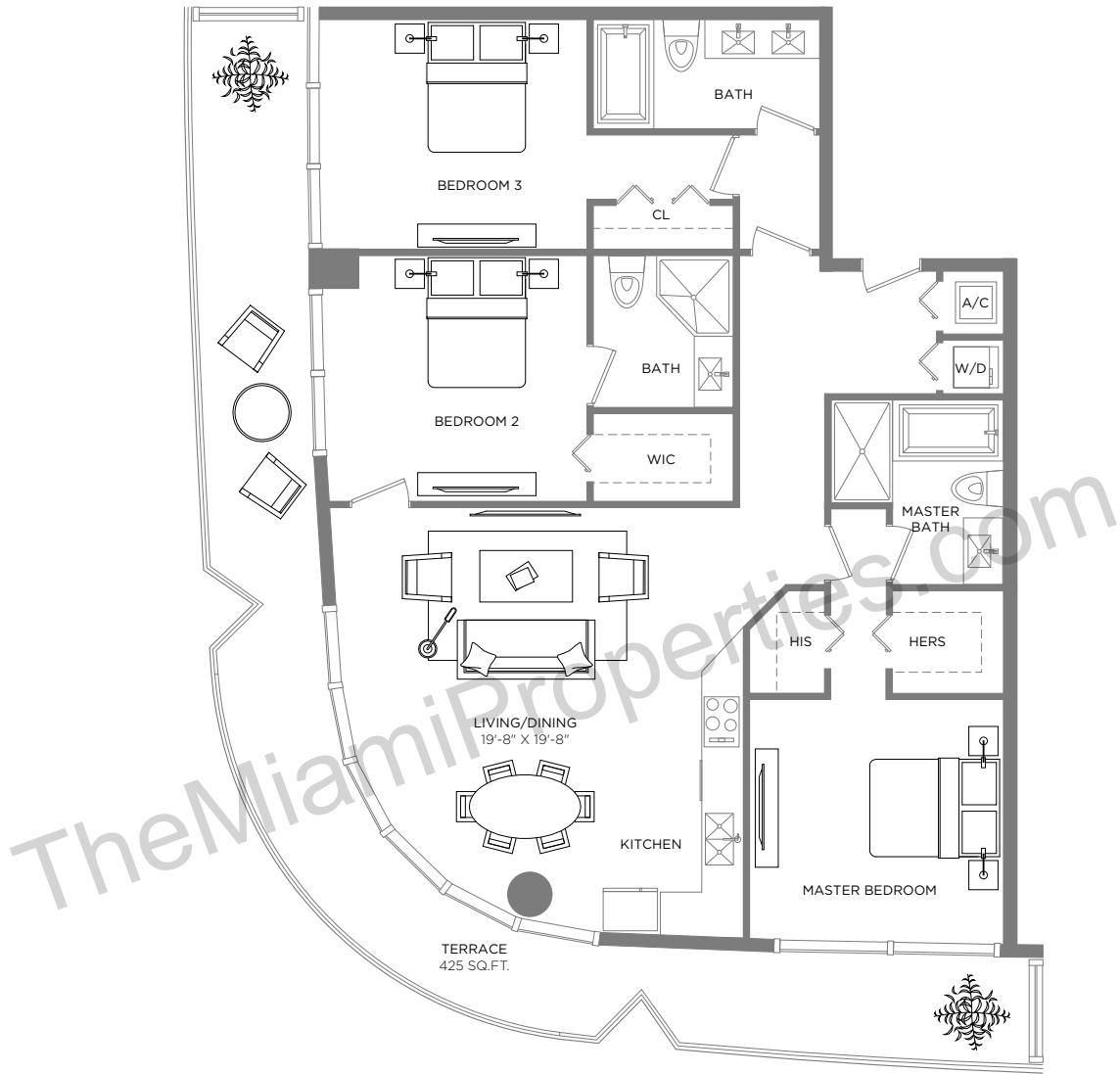


\*\* Terrace configurations vary from floor to floor and may include cut-outs. For an accurate depiction of the terrace configuration, see Exhibit "2" to the Declaration.

Each purchaser is advised that there are various methods for calculating the square footage of a Unit, and that depending on the method of calculation, the quoted square footage of a Unit in advertising materials may vary from the square footage of a Unit as stated or described in the Prospectus and the Declaration. The dimensions of the Unit shown in these floor plans have been calculated from the exterior boundaries of the exterior walls to the centerline of interior demising walls, including common elements such as structural walls and other interior structural components of the building and in fact vary from the dimensions that would be determined by using the description and definition of the "Unit" set forth in the Prospectus and the Declaration. For your reference, the area of the Unit, determined in accordance with Unit boundaries as defined in the Prospectus and the Declaration is less than the square footage reflected here. The configuration and use of space or the floor plan design may vary from that in the Prospectus and Declaration because the Developer has reserved the right in the Prospectus to make design, dimension, specification, and plan changes at any time, in the Developer's discretion, without notice to Unit buyers. Note that measurements of rooms set forth on this floor plan are generally taken at the greatest points of each given room (as if the room were a perfect rectangle), without regard for any cutouts. Accordingly, the area of the actual room will typically be smaller than the product obtained by multiplying the stated length times width. All dimensions are approximate and may vary with actual construction, and all floor plans and development plans are subject to change. The furnishings and décor illustrated are not included with the purchase of the Unit. See Prospectus for additional information regarding what is offered with the Unit and the calculation of Unit square footage and dimensions.

# Brickell Heights

EAST TOWER

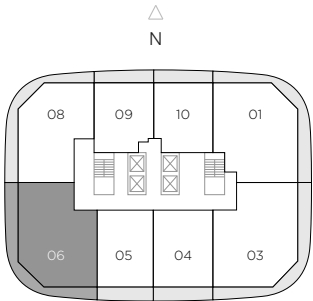


## RESIDENCE 4106

3 BEDROOMS / 3 BATHS

Levels 41-47

A/C INTERIOR AREA	1,517 SQ.FT.	140.93 SQ.M.
TERRACE AREA	425 SQ.FT.	39.48 SQ.M.
TOTAL RESIDENCE	1,942 SQ.FT.	180.41 SQ.M.



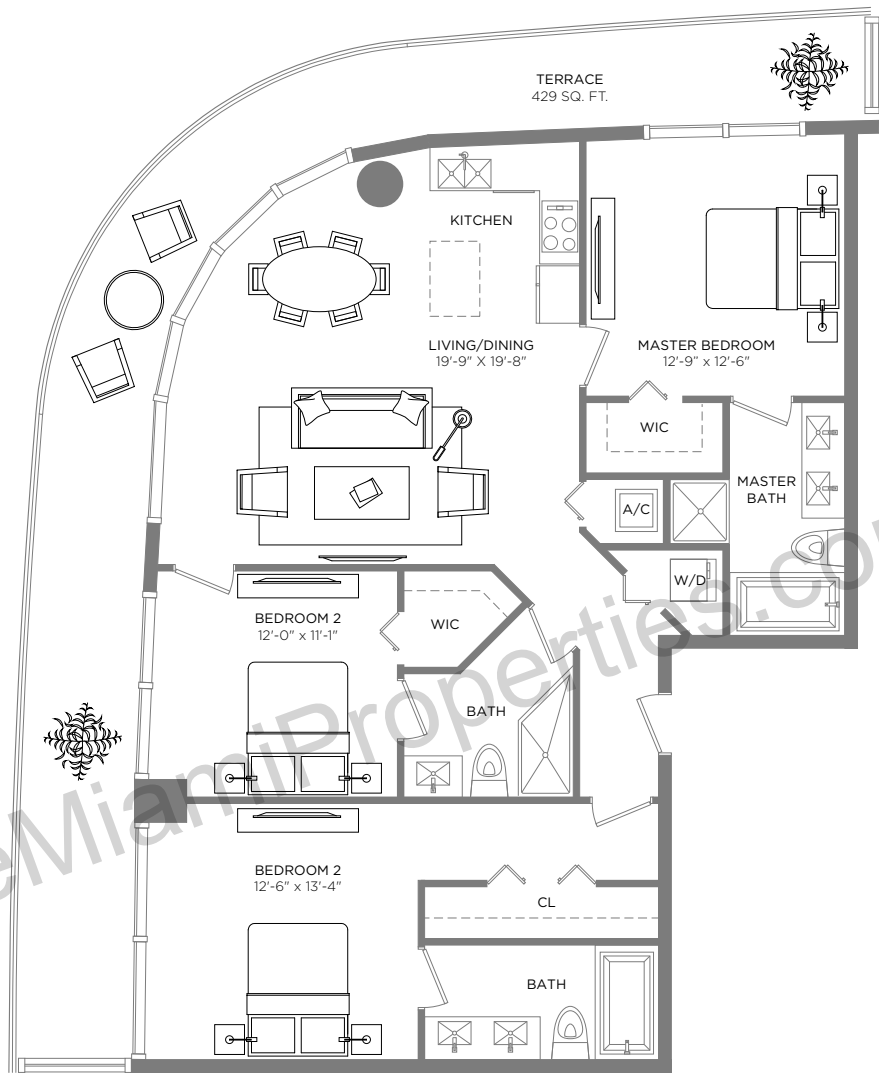
\*\* Terrace configurations vary from floor to floor and may include cut-outs. For an accurate depiction of the terrace configuration, see Exhibit "2" to the Declaration.

Each purchaser is advised that there are various methods for calculating the square footage of a Unit, and that depending on the method of calculation, the quoted square footage of a Unit in advertising materials may vary from the square footage of a Unit as stated or described in the Prospectus and the Declaration. The dimensions of the Unit shown in these floor plans have been calculated from the exterior boundaries of the exterior walls to the centerline of interior demising walls, including common elements such as structural walls and other interior structural components of the building and in fact vary from the dimensions that would be determined by using the description and definition of the "Unit" set forth in the Prospectus and the Declaration. For your reference, the area of the Unit, determined in accordance with Unit boundaries as defined in the Prospectus and the Declaration is less than the square footage reflected here. The configuration and use of space or the floor plan design may vary from that in the Prospectus and Declaration because the Developer has reserved the right in the Prospectus to make design, dimension, specification, and plan changes at any time, in the Developer's discretion, without notice to Unit buyers. Note that measurements of rooms set forth on this floor plan are generally taken at the greatest points of each given room (as if the room were a perfect rectangle), without regard for any cutouts. Accordingly, the area of the actual room will typically be smaller than the product obtained by multiplying the stated length times width. All dimensions are approximate and may vary with actual construction, and all floor plans and development plans are subject to change. The furnishings and décor illustrated are not included with the purchase of the Unit. See Prospectus for additional information regarding what is offered with the Unit and the calculation of Unit square footage and dimensions.



# Brickell Heights

EAST TOWER

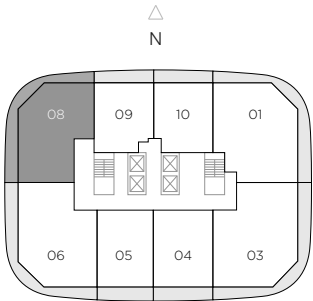


## RESIDENCE 4108

3 BEDROOMS / 3 BATHS

Levels 41-43

A/C INTERIOR AREA	1,396 SQ.FT.	129.69 SQ.M.
TERRACE AREA	429 SQ.FT.	39.85 SQ.M.
TOTAL RESIDENCE	1,825 SQ.FT.	169.54 SQ.M.

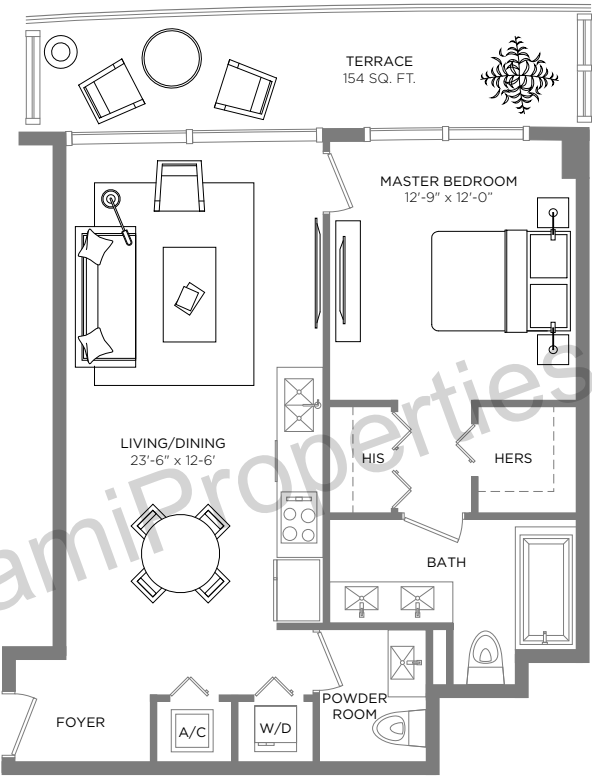


\*\* Terrace configurations vary from floor to floor and may include cut-outs. For an accurate depiction of the terrace configuration, see Exhibit "2" to the Declaration.

Each purchaser is advised that there are various methods for calculating the square footage of a Unit, and that depending on the method of calculation, the quoted square footage of a Unit in advertising materials may vary from the square footage of a Unit as stated or described in the Prospectus and the Declaration. The dimensions of the Unit shown in these floor plans have been calculated from the exterior boundaries of the exterior walls to the centerline of interior demising walls, including common elements such as structural walls and other interior structural components of the building and in fact vary from the dimensions that would be determined by using the description and definition of the "Unit" set forth in the Prospectus and the Declaration. For your reference, the area of the Unit, determined in accordance with Unit boundaries as defined in the Prospectus and the Declaration is less than the square footage reflected here. The configuration and use of space or the floor plan design may vary from that in the Prospectus and Declaration because the Developer has reserved the right in the Prospectus to make design, dimension, specification, and plan changes at any time, in the Developer's discretion, without notice to Unit buyers. Note that measurements of rooms set forth on this floor plan are generally taken at the greatest points of each given room (as if the room were a perfect rectangle), without regard for any cutouts. Accordingly, the area of the actual room will typically be smaller than the product obtained by multiplying the stated length times width. All dimensions are approximate and may vary with actual construction, and all floor plans and development plans are subject to change. The furnishings and décor illustrated are not included with the purchase of the Unit. See Prospectus for additional information regarding what is offered with the Unit and the calculation of Unit square footage and dimensions.

# Brickell Heights

EAST TOWER

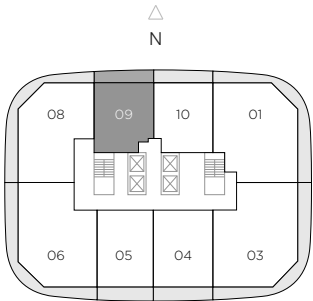


## RESIDENCE 4109

1 BEDROOM / 1 1/2 BATHS

Levels 41-44

A/C INTERIOR AREA	880 SQ.FT.	81.75 SQ.M.
TERRACE AREA	154 SQ.FT.	14.30 SQ.M.
TOTAL RESIDENCE	1,034 SQ.FT.	96.05 SQ.M.

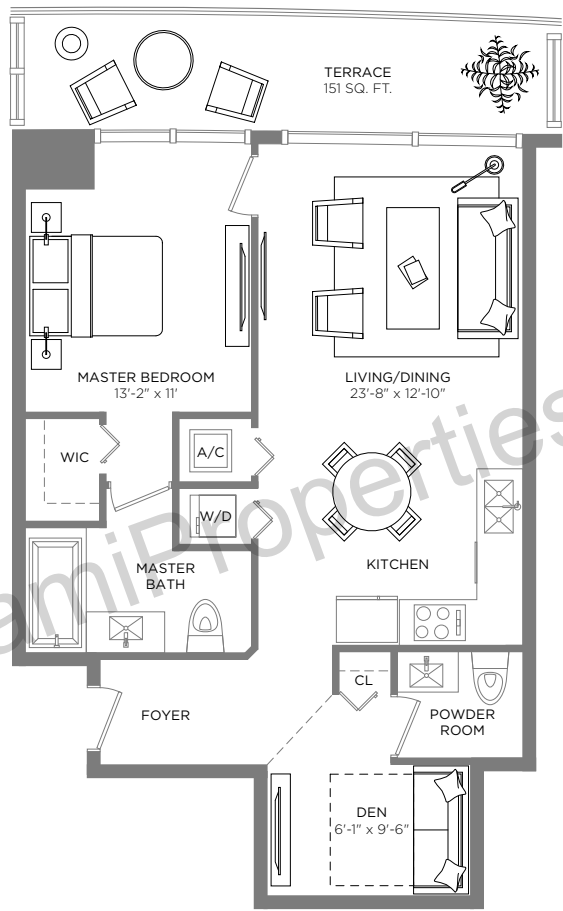


\*\* Terrace configurations vary from floor to floor and may include cut-outs. For an accurate depiction of the terrace configuration, see Exhibit "2" to the Declaration.

Each purchaser is advised that there are various methods for calculating the square footage of a Unit, and that depending on the method of calculation, the quoted square footage of a Unit in advertising materials may vary from the square footage of a Unit as stated or described in the Prospectus and the Declaration. The dimensions of the Unit shown in these floor plans have been calculated from the exterior boundaries of the exterior walls to the centerline of interior demising walls, including common elements such as structural walls and other interior structural components of the building and in fact vary from the dimensions that would be determined by using the description and definition of the "Unit" set forth in the Prospectus and the Declaration. For your reference, the area of the Unit, determined in accordance with Unit boundaries as defined in the Prospectus and the Declaration is less than the square footage reflected here. The configuration and use of space or the floor plan design may vary from that in the Prospectus and Declaration because the Developer has reserved the right in the Prospectus to make design, dimension, specification, and plan changes at any time, in the Developer's discretion, without notice to Unit buyers. Note that measurements of rooms set forth on this floor plan are generally taken at the greatest points of each given room (as if the room were a perfect rectangle), without regard for any cutouts. Accordingly, the area of the actual room will typically be smaller than the product obtained by multiplying the stated length times width. All dimensions are approximate and may vary with actual construction, and all floor plans and development plans are subject to change. The furnishings and décor illustrated are not included with the purchase of the Unit. See Prospectus for additional information regarding what is offered with the Unit and the calculation of Unit square footage and dimensions.

# Brickell Heights

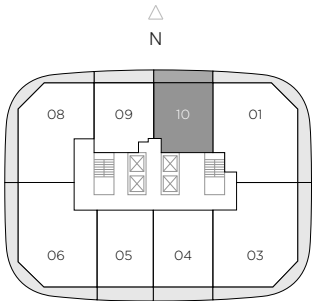
EAST TOWER



## RESIDENCE 10

1 BEDROOM / 1 1/2 BATHS + DEN  
Levels 10-44

A/C INTERIOR AREA	908 SQ.FT.	84.35 SQ.M.
TERRACE AREA	151 SQ.FT.	14.02 SQ.M.
TOTAL RESIDENCE	1,059 SQ.FT.	98.37 SQ.M.

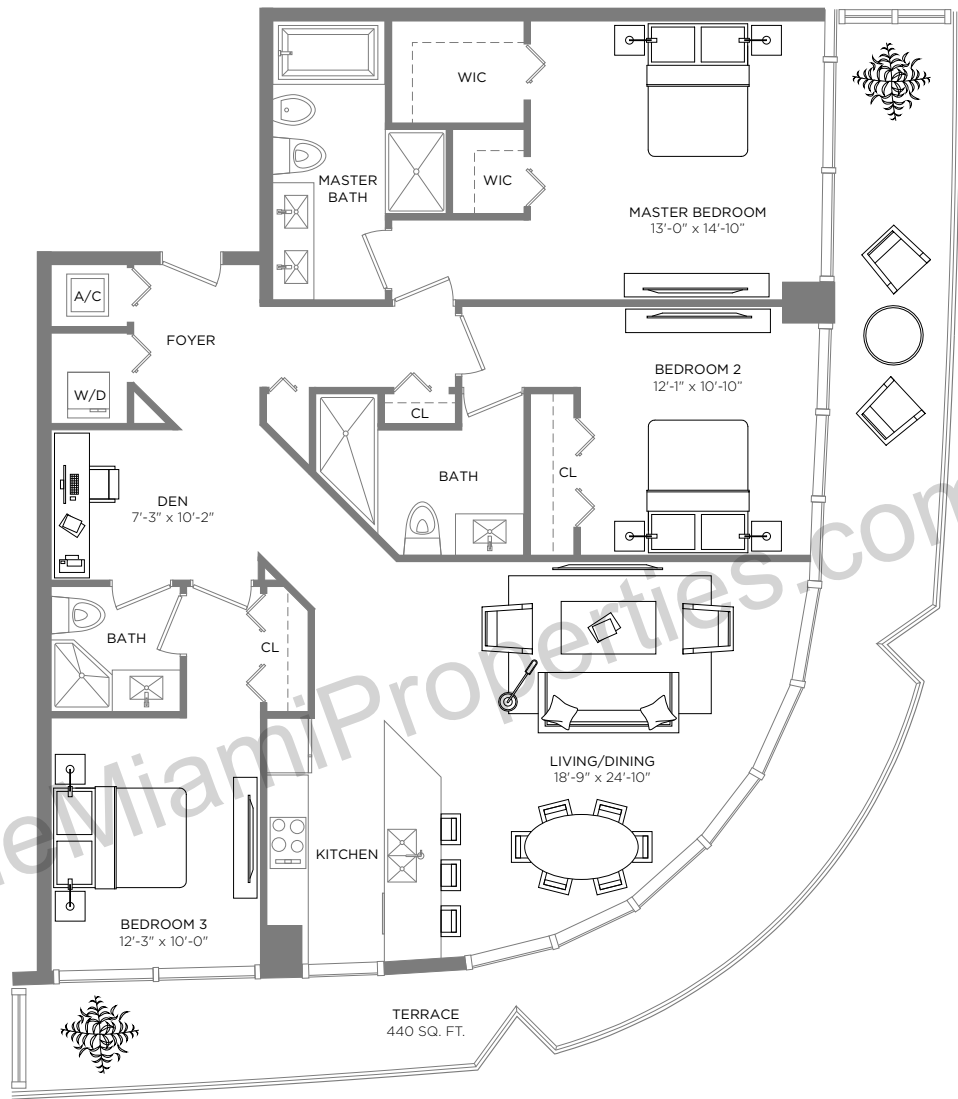


\*\* Terrace configurations vary from floor to floor and may include cut-outs. For an accurate depiction of the terrace configuration, see Exhibit "2" to the Declaration.

Each purchaser is advised that there are various methods for calculating the square footage of a Unit, and that depending on the method of calculation, the quoted square footage of a Unit in advertising materials may vary from the square footage of a Unit as stated or described in the Prospectus and the Declaration. The dimensions of the Unit shown in these floor plans have been calculated from the exterior boundaries of the exterior walls to the centerline of interior demising walls, including common elements such as structural walls and other interior structural components of the building and in fact vary from the dimensions that would be determined by using the description and definition of the "Unit" set forth in the Prospectus and the Declaration. For your reference, the area of the Unit, determined in accordance with Unit boundaries as defined in the Prospectus and the Declaration is less than the square footage reflected here. The configuration and use of space or the floor plan design may vary from that in the Prospectus and Declaration because the Developer has reserved the right in the Prospectus to make design, dimension, specification, and plan changes at any time, in the Developer's discretion, without notice to Unit buyers. Note that measurements of rooms set forth on this floor plan are generally taken at the greatest points of each given room (as if the room were a perfect rectangle), without regard for any cutouts. Accordingly, the area of the actual room will typically be smaller than the product obtained by multiplying the stated length times width. All dimensions are approximate and may vary with actual construction, and all floor plans and development plans are subject to change. The furnishings and décor illustrated are not included with the purchase of the Unit. See Prospectus for additional information regarding what is offered with the Unit and the calculation of Unit square footage and dimensions.

# Brickell Heights

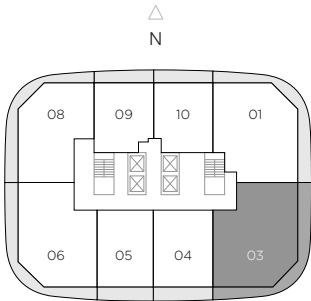
EAST TOWER



## RESIDENCE 4203

3 BEDROOMS / 3 BATHS + DEN  
Level 42

A/C INTERIOR AREA	1,638 SQ.FT.	152.17 SQ.M.
TERRACE AREA	440 SQ.FT.	40.87 SQ.M.
TOTAL RESIDENCE	2,078 SQ.FT.	193.04 SQ.M.

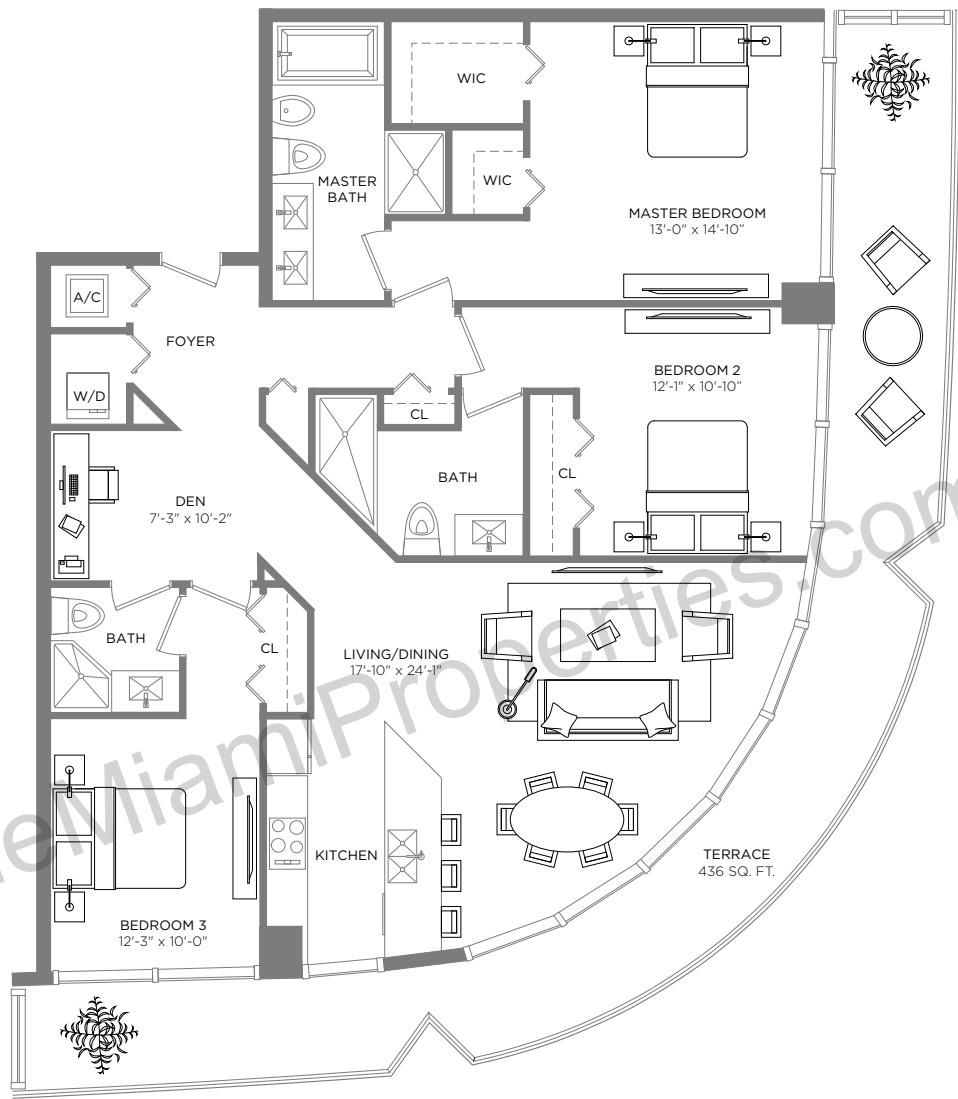


\*\* Terrace configurations vary from floor to floor and may include cut-outs. For an accurate depiction of the terrace configuration, see Exhibit "2" to the Declaration.

Each purchaser is advised that there are various methods for calculating the square footage of a Unit, and that depending on the method of calculation, the quoted square footage of a Unit in advertising materials may vary from the square footage of a Unit as stated or described in the Prospectus and the Declaration. The dimensions of the Unit shown in these floor plans have been calculated from the exterior boundaries of the exterior walls to the centerline of interior demising walls, including common elements such as structural walls and other interior structural components of the building and in fact vary from the dimensions that would be determined by using the description and definition of the "Unit" set forth in the Prospectus and the Declaration. For your reference, the area of the Unit, determined in accordance with Unit boundaries as defined in the Prospectus and the Declaration is less than the square footage reflected here. The configuration and use of space or the floor plan design may vary from that in the Prospectus and Declaration because the Developer has reserved the right in the Prospectus to make design, dimension, specification, and plan changes at any time, in the Developer's discretion, without notice to Unit buyers. Note that measurements of rooms set forth on this floor plan are generally taken at the greatest points of each given room (as if the room were a perfect rectangle), without regard for any cutouts. Accordingly, the area of the actual room will typically be smaller than the product obtained by multiplying the stated length times width. All dimensions are approximate and may vary with actual construction, and all floor plans and development plans are subject to change. The furnishings and décor illustrated are not included with the purchase of the Unit. See Prospectus for additional information regarding what is offered with the Unit and the calculation of Unit square footage and dimensions.

# Brickell Heights

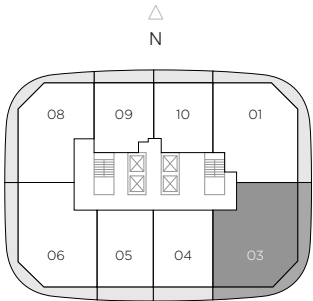
EAST TOWER



## RESIDENCE 4303

3 BEDROOMS / 3 BATHS + DEN  
Level 43

A/C INTERIOR AREA	1,616 SQ.FT.	150.13 SQ.M.
TERRACE AREA	436 SQ.FT.	40.50 SQ.M.
TOTAL RESIDENCE	2,052 SQ.FT.	190.63 SQ.M.

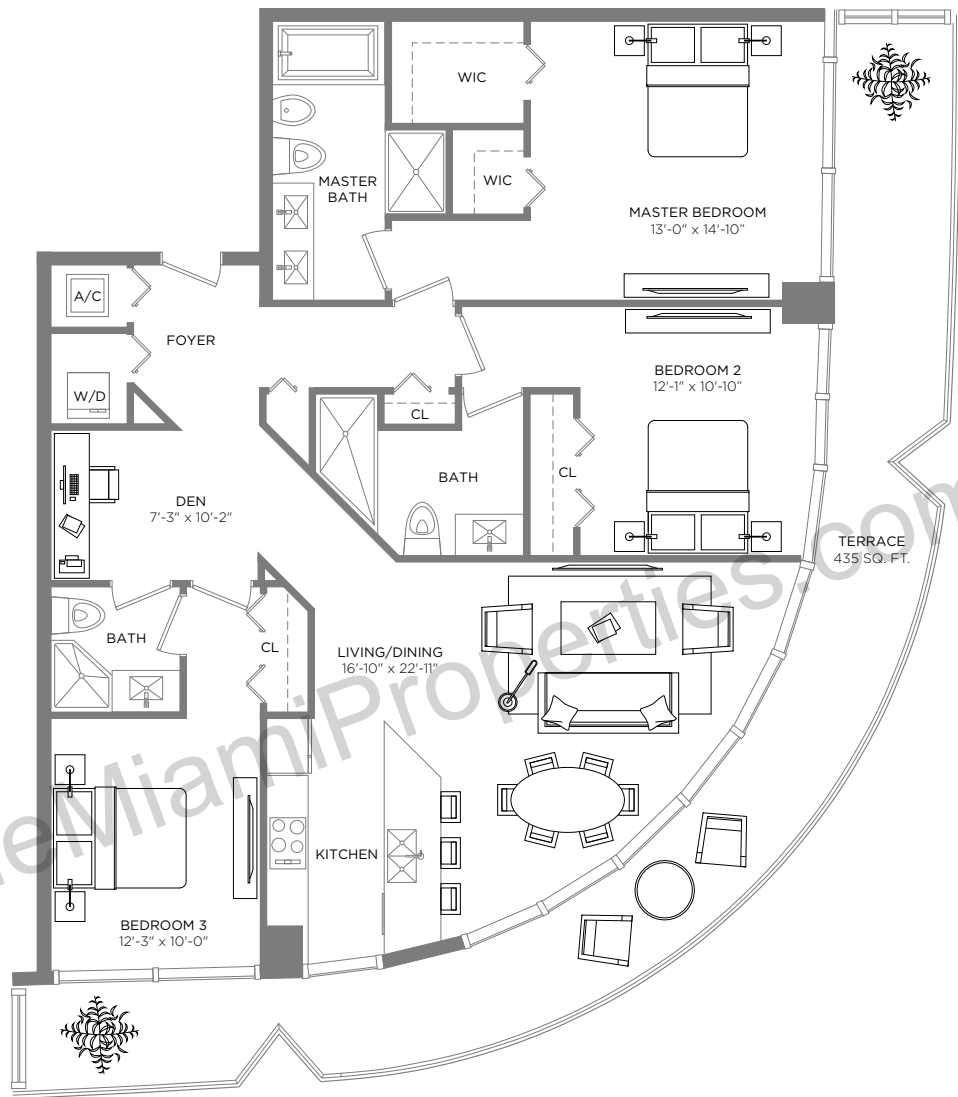


\*\* Terrace configurations vary from floor to floor and may include cut-outs. For an accurate depiction of the terrace configuration, see Exhibit "2" to the Declaration.

Each purchaser is advised that there are various methods for calculating the square footage of a Unit, and that depending on the method of calculation, the quoted square footage of a Unit in advertising materials may vary from the square footage of a Unit as stated or described in the Prospectus and the Declaration. The dimensions of the Unit shown in these floor plans have been calculated from the exterior boundaries of the exterior walls to the centerline of interior demising walls, including common elements such as structural walls and other interior structural components of the building and in fact vary from the dimensions that would be determined by using the description and definition of the "Unit" set forth in the Prospectus and the Declaration. For your reference, the area of the Unit, determined in accordance with Unit boundaries as defined in the Prospectus and the Declaration is less than the square footage reflected here. The configuration and use of space or the floor plan design may vary from that in the Prospectus and Declaration because the Developer has reserved the right in the Prospectus to make design, dimension, specification, and plan changes at any time, in the Developer's discretion, without notice to Unit buyers. Note that measurements of rooms set forth on this floor plan are generally taken at the greatest points of each given room (as if the room were a perfect rectangle), without regard for any cutouts. Accordingly, the area of the actual room will typically be smaller than the product obtained by multiplying the stated length times width. All dimensions are approximate and may vary with actual construction, and all floor plans and development plans are subject to change. The furnishings and décor illustrated are not included with the purchase of the Unit. See Prospectus for additional information regarding what is offered with the Unit and the calculation of Unit square footage and dimensions.

# Brickell Heights

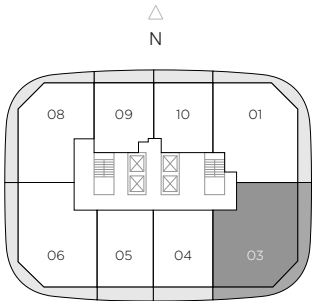
EAST TOWER



## RESIDENCE 4403

3 BEDROOMS / 3 BATHS + DEN  
Level 44

A/C INTERIOR AREA	1,589 SQ.FT.	147.62 SQ.M.
TERRACE AREA	435 SQ.FT.	40.41 SQ.M.
TOTAL RESIDENCE	2,024 SQ.FT.	188.03 SQ.M.

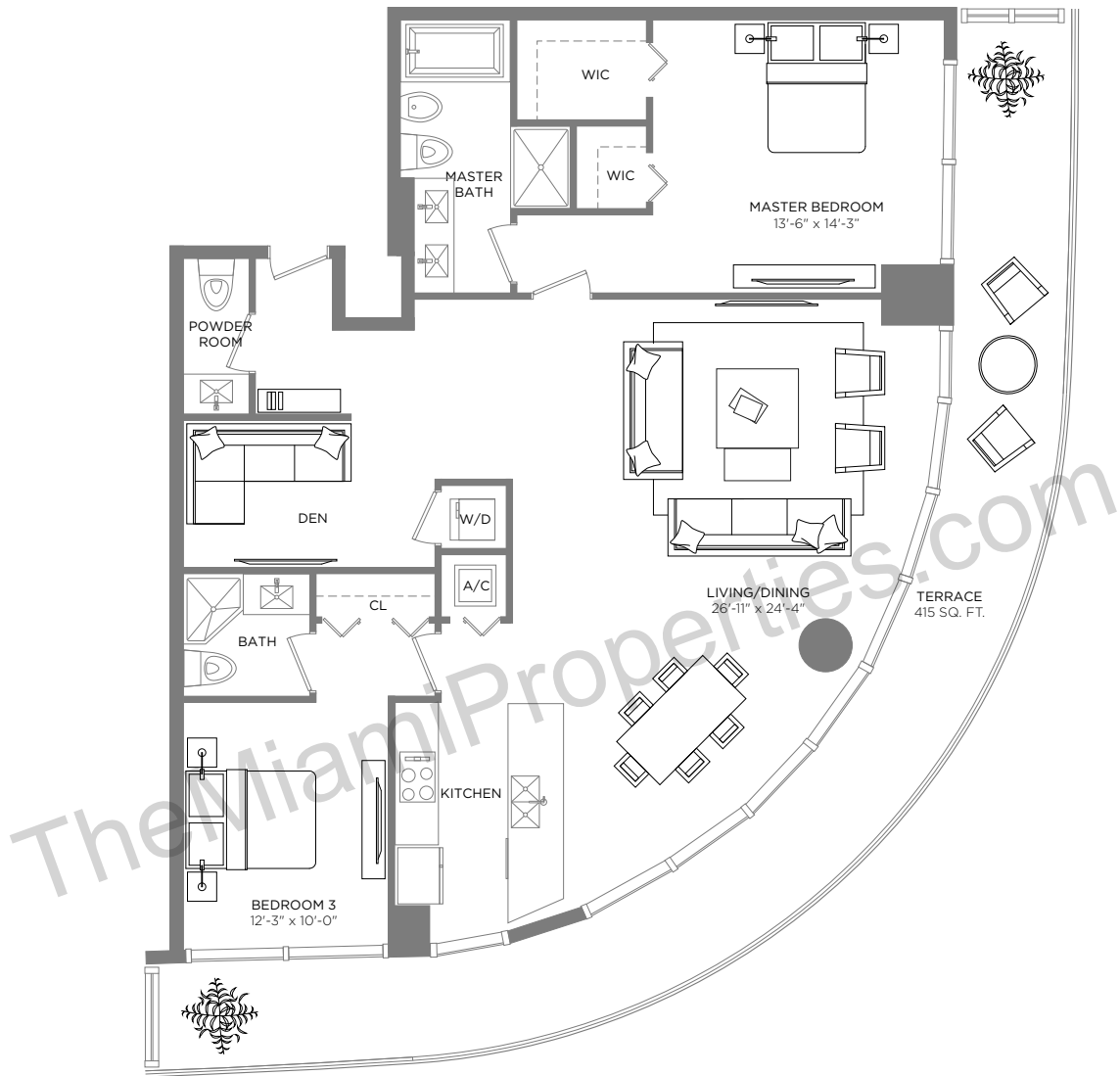


\*\* Terrace configurations vary from floor to floor and may include cut-outs. For an accurate depiction of the terrace configuration, see Exhibit "2" to the Declaration.

Each purchaser is advised that there are various methods for calculating the square footage of a Unit, and that depending on the method of calculation, the quoted square footage of a Unit in advertising materials may vary from the square footage of a Unit as stated or described in the Prospectus and the Declaration. The dimensions of the Unit shown in these floor plans have been calculated from the exterior boundaries of the exterior walls to the centerline of interior demising walls, including common elements such as structural walls and other interior structural components of the building and in fact vary from the dimensions that would be determined by using the description and definition of the "Unit" set forth in the Prospectus and the Declaration. For your reference, the area of the Unit, determined in accordance with Unit boundaries as defined in the Prospectus and the Declaration is less than the square footage reflected here. The configuration and use of space or the floor plan design may vary from that in the Prospectus and Declaration because the Developer has reserved the right in the Prospectus to make design, dimension, specification, and plan changes at any time, in the Developer's discretion, without notice to Unit buyers. Note that measurements of rooms set forth on this floor plan are generally taken at the greatest points of each given room (as if the room were a perfect rectangle), without regard for any cutouts. Accordingly, the area of the actual room will typically be smaller than the product obtained by multiplying the stated length times width. All dimensions are approximate and may vary with actual construction, and all floor plans and development plans are subject to change. The furnishings and décor illustrated are not included with the purchase of the Unit. See Prospectus for additional information regarding what is offered with the Unit and the calculation of Unit square footage and dimensions.

# Brickell Heights

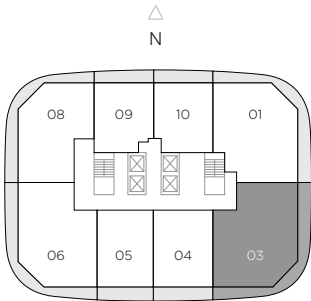
EAST TOWER



## RESIDENCE 4503

2 BEDROOMS / 2 1/2 BATHS + DEN  
Level 45

A/C INTERIOR AREA	1,546 SQ.FT.	143.62 SQ.M.
TERRACE AREA	434 SQ.FT.	40.31 SQ.M.
TOTAL RESIDENCE	1,980 SQ.FT.	183.93 SQ.M.

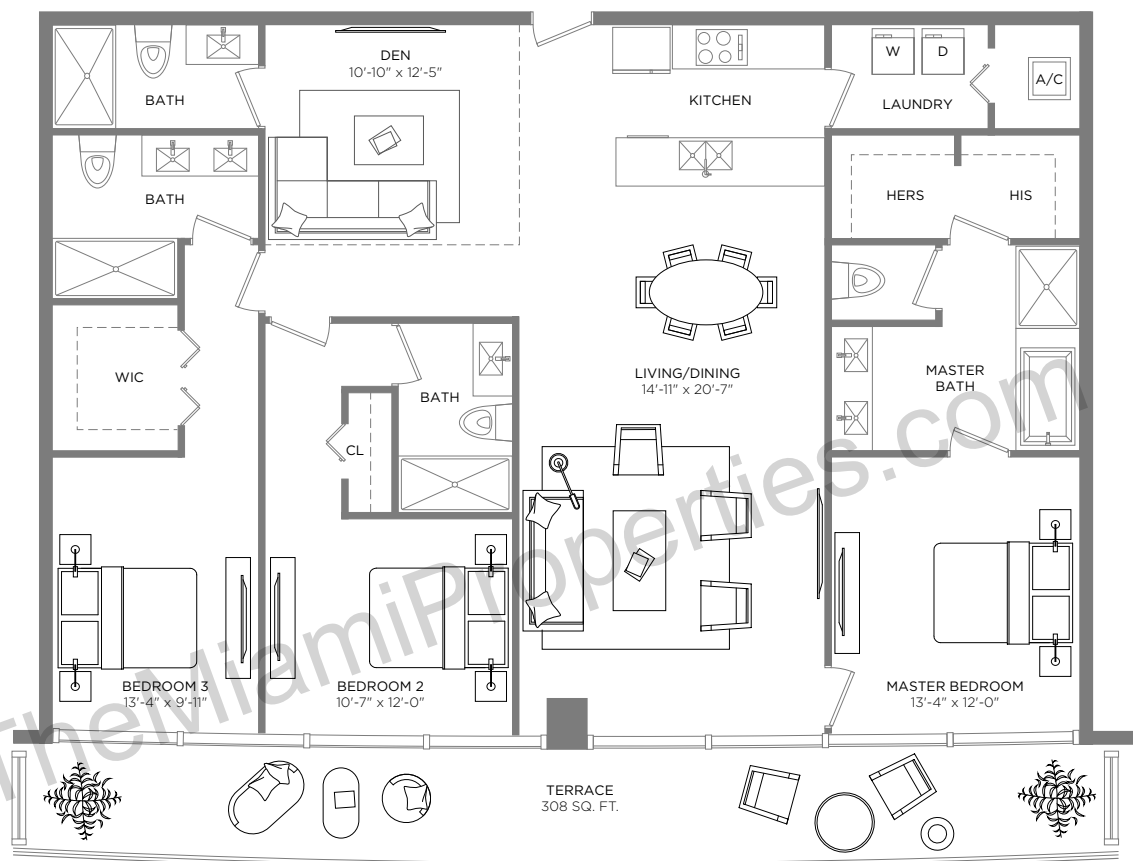


\*\* Terrace configurations vary from floor to floor and may include cut-outs. For an accurate depiction of the terrace configuration, see Exhibit "2" to the Declaration.

Each purchaser is advised that there are various methods for calculating the square footage of a Unit, and that depending on the method of calculation , the quoted square footage of a Unit in advertising materials may vary from the square footage of a Unit as stated or described in the Prospectus and the Declaration. The dimensions of the Unit shown in these floor plans have been calculated from the exterior boundaries of the exterior walls to the centerline of interior demising walls, including common elements such as structural walls and other interior structural components of the building and in fact vary from the dimensions that would be determined by using the description and definition of the "Unit" set forth in the Prospectus and the Declaration. For your reference, the area of the Unit, determined in accordance with Unit boundaries as defined in the Prospectus and the Declaration is less than the square footage reflected here. The configuration and use of space or the floor plan design may vary from that in the Prospectus and Declaration because the Developer has reserved the right in the Prospectus to make design, dimension, specification, and plan changes at any time, in the Developer's discretion, without notice to Unit buyers. Note that measurements of rooms set forth on this floor plan are generally taken at the greatest points of each given room (as if the room were a perfect rectangle), without regard for any cutouts. Accordingly, the area of the actual room will typically be smaller than the product obtained by multiplying the stated length times width. All dimensions are approximate and may vary with actual construction, and all floor plans and development plans are subject to change. The furnishings and décor illustrated are not included with the purchase of the Unit. See Prospectus for additional information regarding what is offered with the Unit and the calculation of Unit square footage and dimensions.

# Brickell Heights

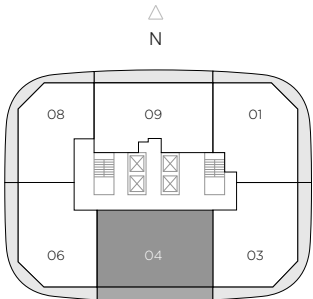
EAST TOWER



## RESIDENCE 4504

3 BEDROOMS / 4 BATHS + DEN  
Levels 45-47

A/C INTERIOR AREA	1,923 SQ.FT.	178.65 SQ.M.
TERRACE AREA	308 SQ.FT.	28.61 SQ.M.
TOTAL RESIDENCE	2,231 SQ.FT.	207.26 SQ.M.



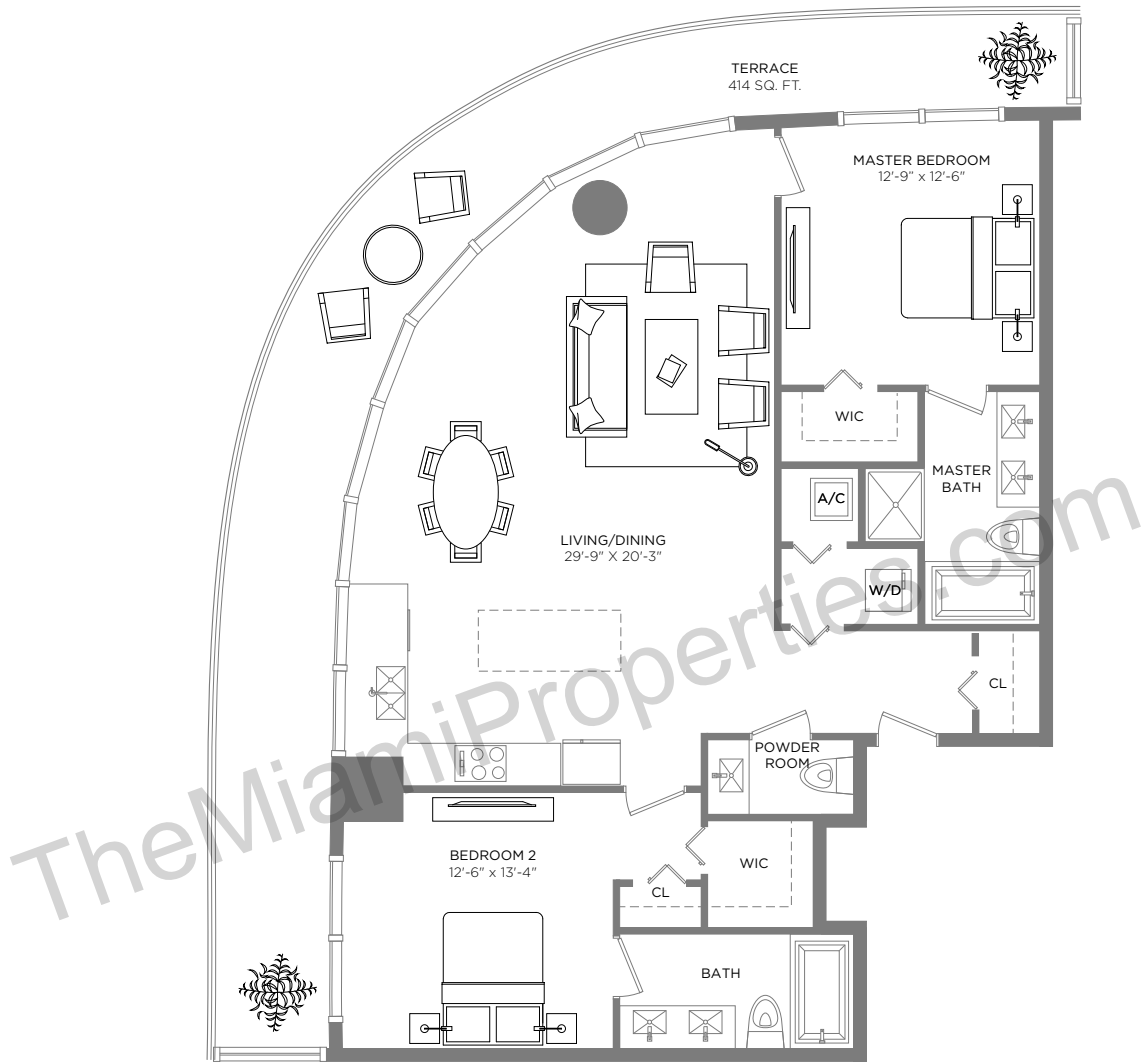
\*\* Terrace configurations vary from floor to floor and may include cut-outs. For an accurate depiction of the terrace configuration, see Exhibit "2" to the Declaration.

Each purchaser is advised that there are various methods for calculating the square footage of a Unit, and that depending on the method of calculation, the quoted square footage of a Unit in advertising materials may vary from the square footage of a Unit as stated or described in the Prospectus and the Declaration. The dimensions of the Unit shown in these floor plans have been calculated from the exterior boundaries of the exterior walls to the centerline of interior demising walls, including common elements such as structural walls and other interior structural components of the building and in fact vary from the dimensions that would be determined by using the description and definition of the "Unit" set forth in the Prospectus and the Declaration. For your reference, the area of the Unit, determined in accordance with Unit boundaries as defined in the Prospectus and the Declaration is less than the square footage reflected here. The configuration and use of space or the floor plan design may vary from that in the Prospectus and Declaration because the Developer has reserved the right in the Prospectus to make design, dimension, specification, and plan changes at any time, in the Developer's discretion, without notice to Unit buyers. Note that measurements of rooms set forth on this floor plan are generally taken at the greatest points of each given room (as if the room were a perfect rectangle), without regard for any cutouts. Accordingly, the area of the actual room will typically be smaller than the product obtained by multiplying the stated length times width. All dimensions are approximate and may vary with actual construction, and all floor plans and development plans are subject to change. The furnishings and décor illustrated are not included with the purchase of the Unit. See Prospectus for additional information regarding what is offered with the Unit and the calculation of Unit square footage and dimensions.



# Brickell Heights

EAST TOWER

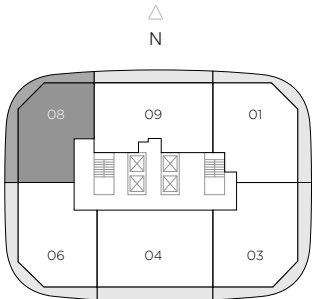


## RESIDENCE 4508

2 BEDROOMS / 2 BATHS

Level 45

A/C INTERIOR AREA	1,414 SQ.FT.	131.36 SQ.M.
TERRACE AREA	413 SQ.FT.	38.36 SQ.M.
TOTAL RESIDENCE	1,827 SQ.FT.	169.72 SQ.M.

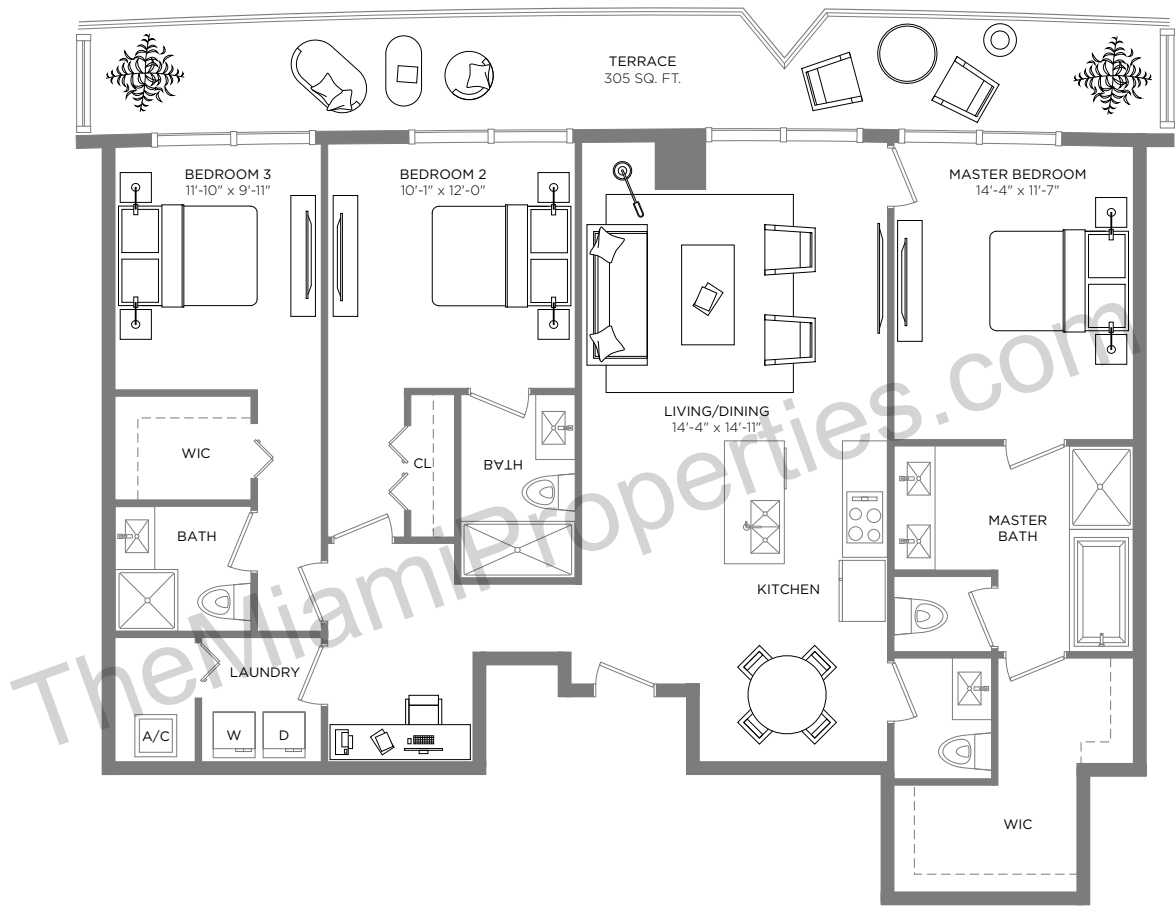


\*\* Terrace configurations vary from floor to floor and may include cut-outs. For an accurate depiction of the terrace configuration, see Exhibit "2" to the Declaration.

Each purchaser is advised that there are various methods for calculating the square footage of a Unit, and that depending on the method of calculation, the quoted square footage of a Unit in advertising materials may vary from the square footage of a Unit as stated or described in the Prospectus and the Declaration. The dimensions of the Unit shown in these floor plans have been calculated from the exterior boundaries of the exterior walls to the centerline of interior demising walls, including common elements such as structural walls and other interior structural components of the building and in fact vary from the dimensions that would be determined by using the description and definition of the "Unit" set forth in the Prospectus and the Declaration. For your reference, the area of the Unit, determined in accordance with Unit boundaries as defined in the Prospectus and the Declaration is less than the square footage reflected here. The configuration and use of space or the floor plan design may vary from that in the Prospectus and Declaration because the Developer has reserved the right in the Prospectus to make design, dimension, specification, and plan changes at any time, in the Developer's discretion, without notice to Unit buyers. Note that measurements of rooms set forth on this floor plan are generally taken at the greatest points of each given room (as if the room were a perfect rectangle), without regard for any cutouts. Accordingly, the area of the actual room will typically be smaller than the product obtained by multiplying the stated length times width. All dimensions are approximate and may vary with actual construction, and all floor plans and development plans are subject to change. The furnishings and décor illustrated are not included with the purchase of the Unit. See Prospectus for additional information regarding what is offered with the Unit and the calculation of Unit square footage and dimensions.

# Brickell Heights

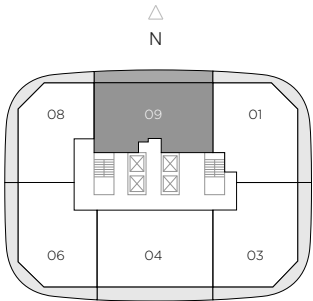
EAST TOWER



## RESIDENCE 4509

3 BEDROOMS / 3 1/2 BATHS  
Levels 45-47

A/C INTERIOR AREA	1,753 SQ.FT.	162.85 SQ.M.
TERRACE AREA	305 SQ.FT.	28.33 SQ.M.
TOTAL RESIDENCE	2,058 SQ.FT.	191.18 SQ.M.

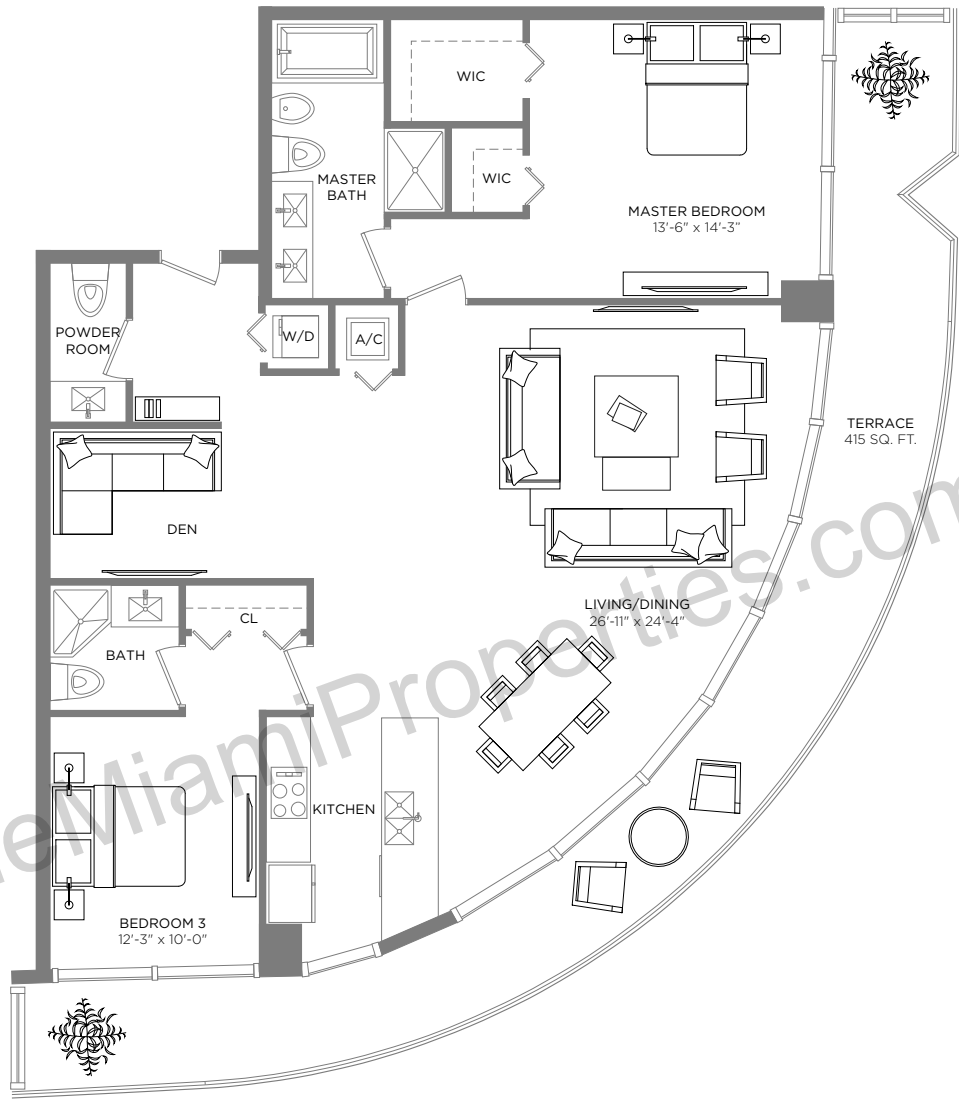


\*\* Terrace configurations vary from floor to floor and may include cut-outs. For an accurate depiction of the terrace configuration, see Exhibit "2" to the Declaration.

Each purchaser is advised that there are various methods for calculating the square footage of a Unit, and that depending on the method of calculation, the quoted square footage of a Unit in advertising materials may vary from the square footage of a Unit as stated or described in the Prospectus and the Declaration. The dimensions of the Unit shown in these floor plans have been calculated from the exterior boundaries of the exterior walls to the centerline of interior demising walls, including common elements such as structural walls and other interior structural components of the building and in fact vary from the dimensions that would be determined by using the description and definition of the "Unit" set forth in the Prospectus and the Declaration. For your reference, the area of the Unit, determined in accordance with Unit boundaries as defined in the Prospectus and the Declaration is less than the square footage reflected here. The configuration and use of space or the floor plan design may vary from that in the Prospectus and Declaration because the Developer has reserved the right in the Prospectus to make design, dimension, specification, and plan changes at any time, in the Developer's discretion, without notice to Unit buyers. Note that measurements of rooms set forth on this floor plan are generally taken at the greatest points of each given room (as if the room were a perfect rectangle), without regard for any cutouts. Accordingly, the area of the actual room will typically be smaller than the product obtained by multiplying the stated length times width. All dimensions are approximate and may vary with actual construction, and all floor plans and development plans are subject to change. The furnishings and décor illustrated are not included with the purchase of the Unit. See Prospectus for additional information regarding what is offered with the Unit and the calculation of Unit square footage and dimensions.

# Brickell Heights

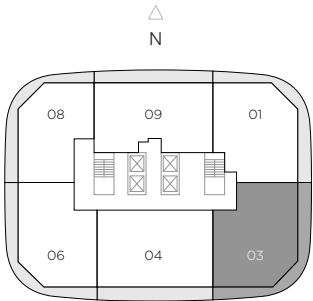
EAST TOWER



## RESIDENCE 4603

2 BEDROOMS / 2 1/2 BATHS + DEN  
Level 46

A/C INTERIOR AREA	1,530 SQ.FT.	142.14 SQ.M.
TERRACE AREA	415 SQ.FT.	38.55 SQ.M.
TOTAL RESIDENCE	1,945 SQ.FT.	180.69 SQ.M.

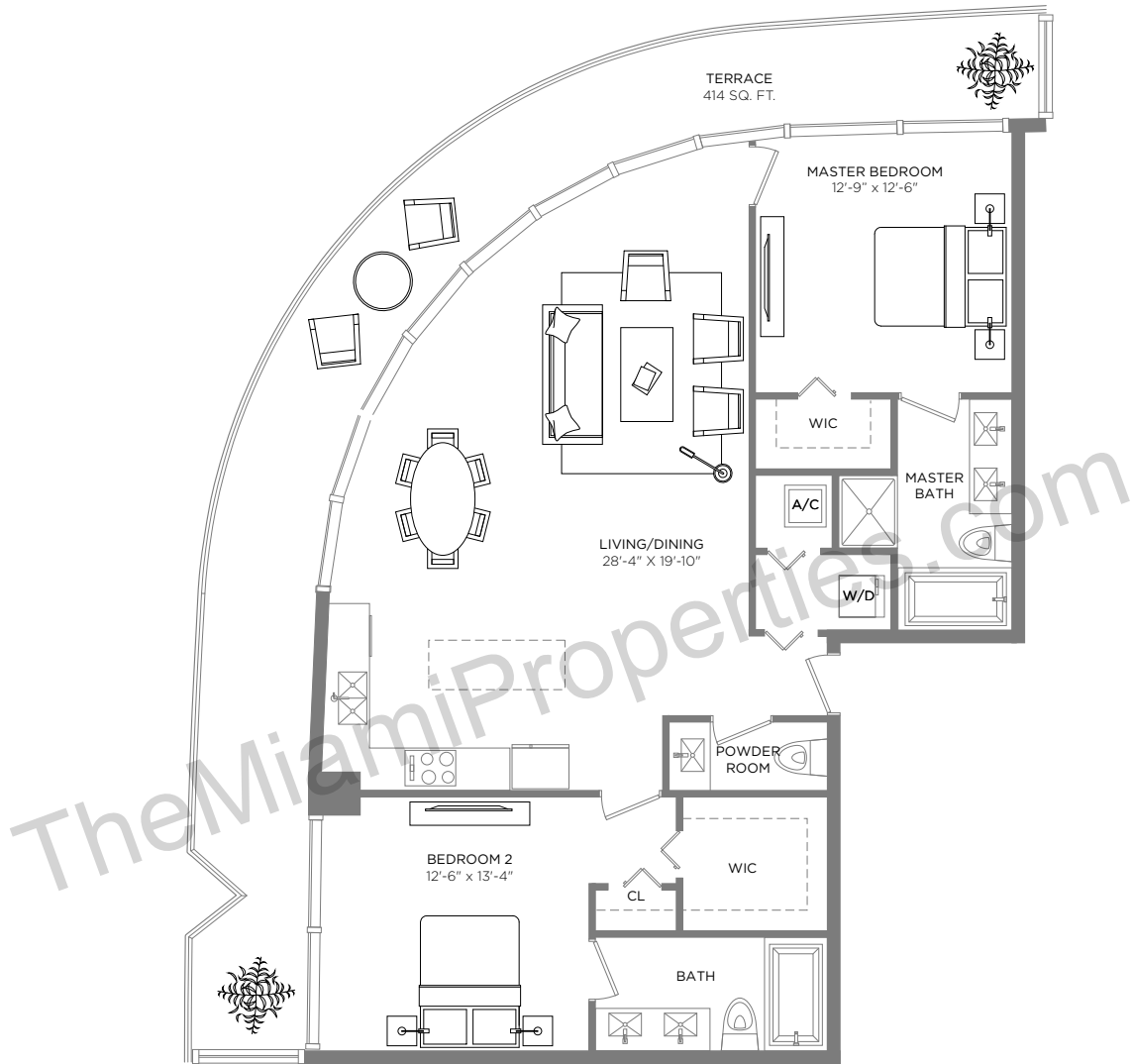


\*\* Terrace configurations vary from floor to floor and may include cut-outs. For an accurate depiction of the terrace configuration, see Exhibit "2" to the Declaration.

Each purchaser is advised that there are various methods for calculating the square footage of a Unit, and that depending on the method of calculation, the quoted square footage of a Unit in advertising materials may vary from the square footage of a Unit as stated or described in the Prospectus and the Declaration. The dimensions of the Unit shown in these floor plans have been calculated from the exterior boundaries of the exterior walls to the centerline of interior demising walls, including common elements such as structural walls and other interior structural components of the building and in fact vary from the dimensions that would be determined by using the description and definition of the "Unit" set forth in the Prospectus and the Declaration. For your reference, the area of the Unit, determined in accordance with Unit boundaries as defined in the Prospectus and the Declaration is less than the square footage reflected here. The configuration and use of space or the floor plan design may vary from that in the Prospectus and Declaration because the Developer has reserved the right in the Prospectus to make design, dimension, specification, and plan changes at any time, in the Developer's discretion, without notice to Unit buyers. Note that measurements of rooms set forth on this floor plan are generally taken at the greatest points of each given room (as if the room were a perfect rectangle), without regard for any cutouts. Accordingly, the area of the actual room will typically be smaller than the product obtained by multiplying the stated length times width. All dimensions are approximate and may vary with actual construction, and all floor plans and development plans are subject to change. The furnishings and décor illustrated are not included with the purchase of the Unit. See Prospectus for additional information regarding what is offered with the Unit and the calculation of Unit square footage and dimensions.

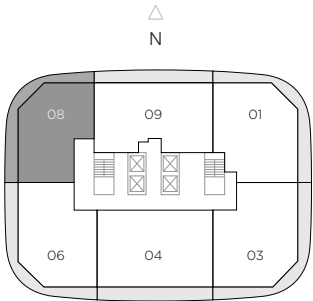
# Brickell Heights

EAST TOWER



**RESIDENCE 4608**  
2 BEDROOMS / 2 1/2 BATHS  
Level 46

A/C INTERIOR AREA	1,331 SQ.FT.	123.65 SQ.M.
TERRACE AREA	414 SQ.FT.	38.46 SQ.M.
TOTAL RESIDENCE	1,745 SQ.FT.	162.11 SQ.M.

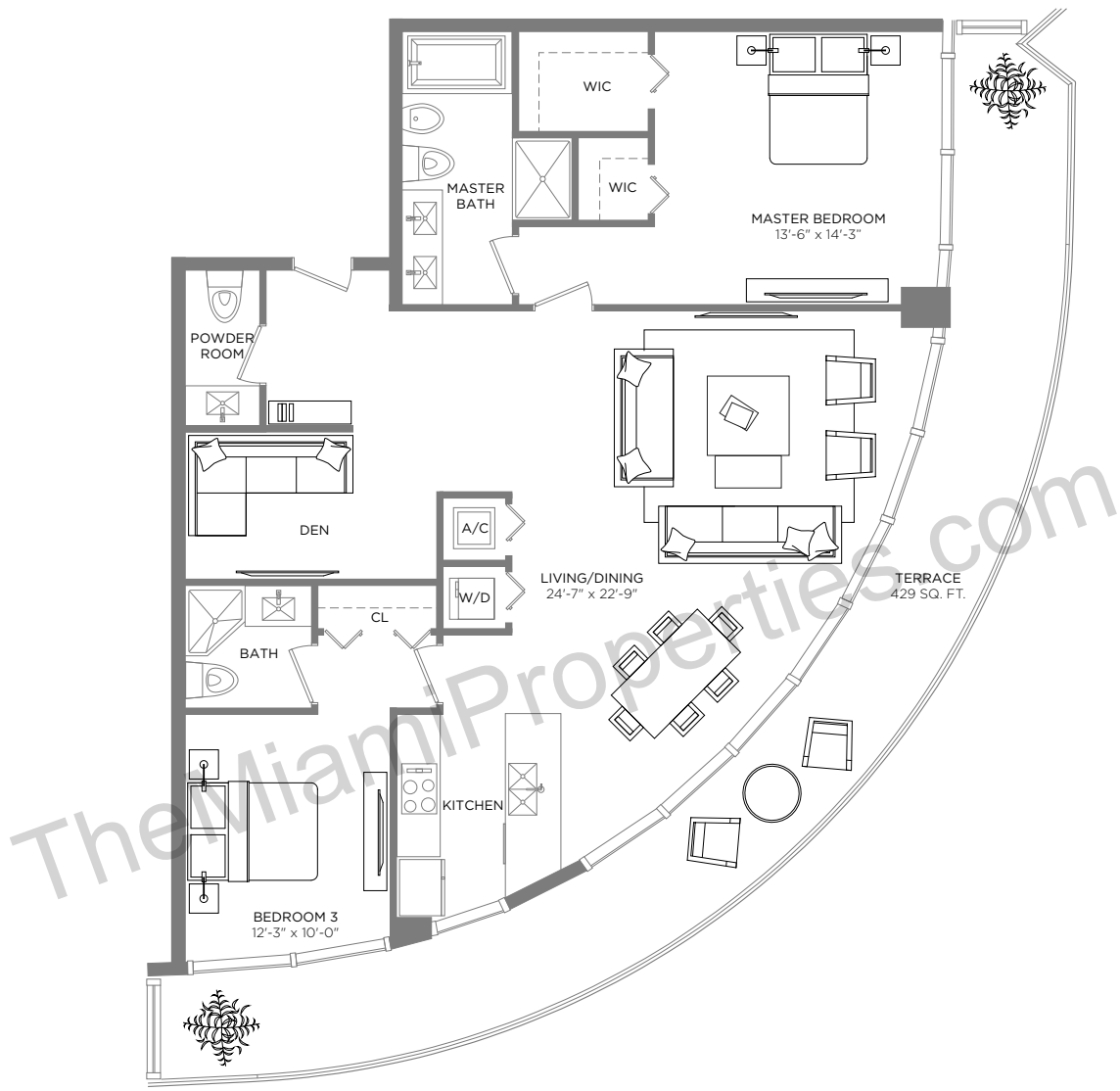


\*\* Terrace configurations vary from floor to floor and may include cut-outs. For an accurate depiction of the terrace configuration, see Exhibit "2" to the Declaration.

Each purchaser is advised that there are various methods for calculating the square footage of a Unit, and that depending on the method of calculation, the quoted square footage of a Unit in advertising materials may vary from the square footage of a Unit as stated or described in the Prospectus and the Declaration. The dimensions of the Unit shown in these floor plans have been calculated from the exterior boundaries of the exterior walls to the centerline of interior demising walls, including common elements such as structural walls and other interior structural components of the building and in fact vary from the dimensions that would be determined by using the description and definition of the "Unit" set forth in the Prospectus and the Declaration. For your reference, the area of the Unit, determined in accordance with Unit boundaries as defined in the Prospectus and the Declaration is less than the square footage reflected here. The configuration and use of space or the floor plan design may vary from that in the Prospectus and Declaration because the Developer has reserved the right in the Prospectus to make design, dimension, specification, and plan changes at any time, in the Developer's discretion, without notice to Unit buyers. Note that measurements of rooms set forth on this floor plan are generally taken at the greatest points of each given room (as if the room were a perfect rectangle), without regard for any cutouts. Accordingly, the area of the actual room will typically be smaller than the product obtained by multiplying the stated length times width. All dimensions are approximate and may vary with actual construction, and all floor plans and development plans are subject to change. The furnishings and décor illustrated are not included with the purchase of the Unit. See Prospectus for additional information regarding what is offered with the Unit and the calculation of Unit square footage and dimensions.

# Brickell Heights

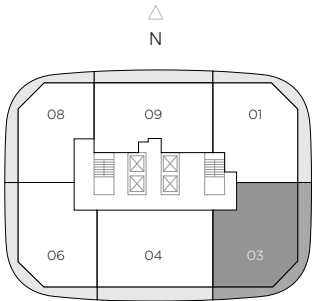
EAST TOWER



## RESIDENCE 4703

2 BEDROOMS / 2 1/2 BATHS + DEN  
Level 47

A/C INTERIOR AREA	1,460 SQ.FT.	135.63 SQ.M.
TERRACE AREA	429 SQ.FT.	39.85 SQ.M.
TOTAL RESIDENCE	1,889 SQ.FT.	175.48 SQ.M.

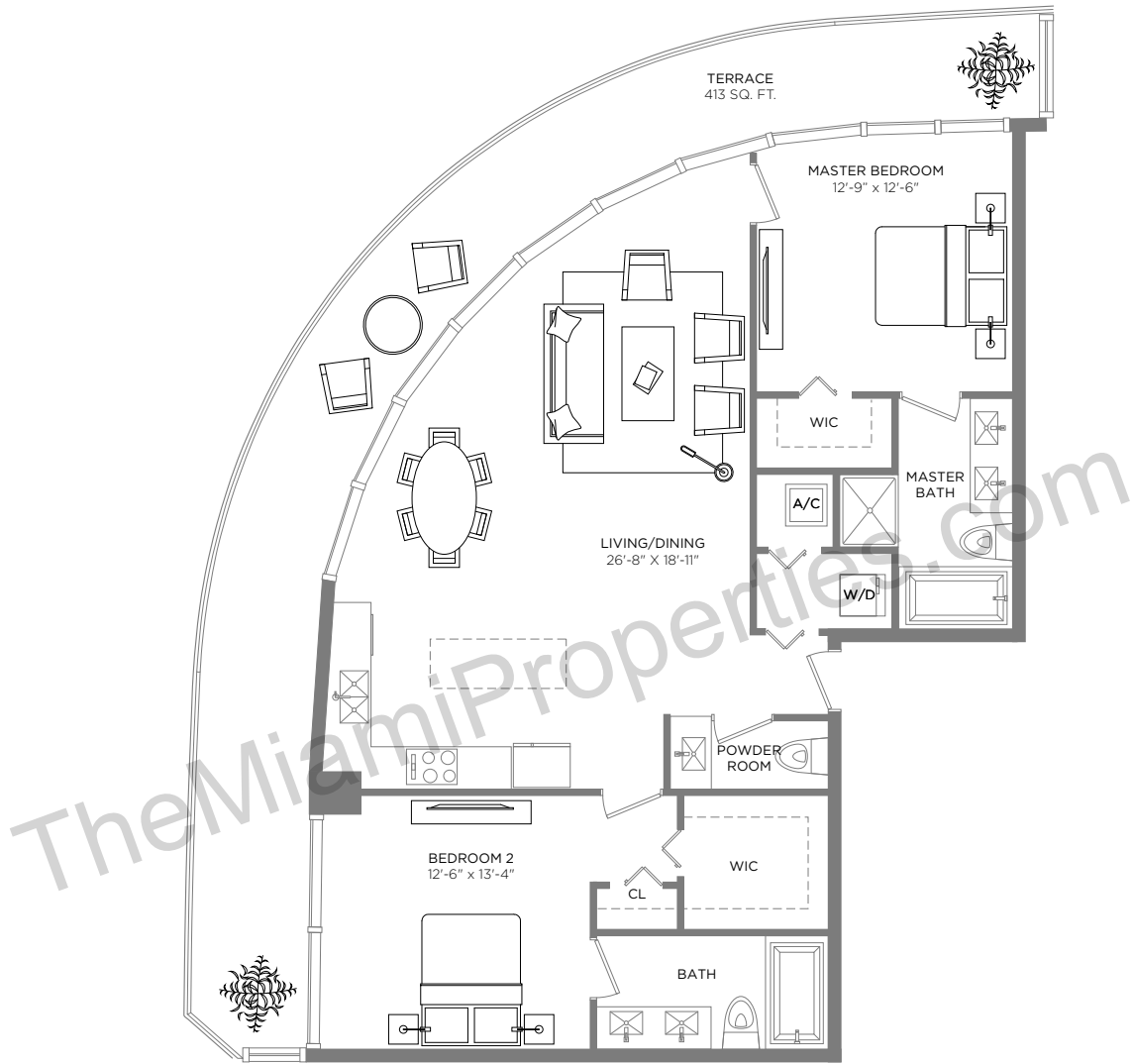


\*\* Terrace configurations vary from floor to floor and may include cut-outs. For an accurate depiction of the terrace configuration, see Exhibit "2" to the Declaration.

Each purchaser is advised that there are various methods for calculating the square footage of a Unit, and that depending on the method of calculation, the quoted square footage of a Unit in advertising materials may vary from the square footage of a Unit as stated or described in the Prospectus and the Declaration. The dimensions of the Unit shown in these floor plans have been calculated from the exterior boundaries of the exterior walls to the centerline of interior demising walls, including common elements such as structural walls and other interior structural components of the building and in fact vary from the dimensions that would be determined by using the description and definition of the "Unit" set forth in the Prospectus and the Declaration. For your reference, the area of the Unit, determined in accordance with Unit boundaries as defined in the Prospectus and the Declaration is less than the square footage reflected here. The configuration and use of space or the floor plan design may vary from that in the Prospectus and Declaration because the Developer has reserved the right in the Prospectus to make design, dimension, specification, and plan changes at any time, in the Developer's discretion, without notice to Unit buyers. Note that measurements of rooms set forth on this floor plan are generally taken at the greatest points of each given room (as if the room were a perfect rectangle), without regard for any cutouts. Accordingly, the area of the actual room will typically be smaller than the product obtained by multiplying the stated length times width. All dimensions are approximate and may vary with actual construction, and all floor plans and development plans are subject to change. The furnishings and décor illustrated are not included with the purchase of the Unit. See Prospectus for additional information regarding what is offered with the Unit and the calculation of Unit square footage and dimensions.

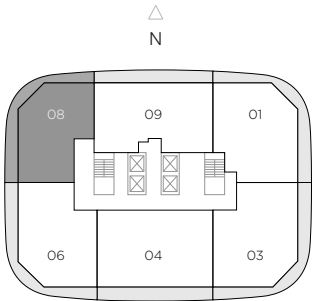
# Brickell Heights

EAST TOWER



**RESIDENCE 4708**  
2 BEDROOMS / 2 1/2 BATHS  
Level 47

A/C INTERIOR AREA	1,293 SQ.FT.	120.12 SQ.M.
TERRACE AREA	413 SQ.FT.	38.36 SQ.M.
TOTAL RESIDENCE	1,706 SQ.FT.	158.48 SQ.M.

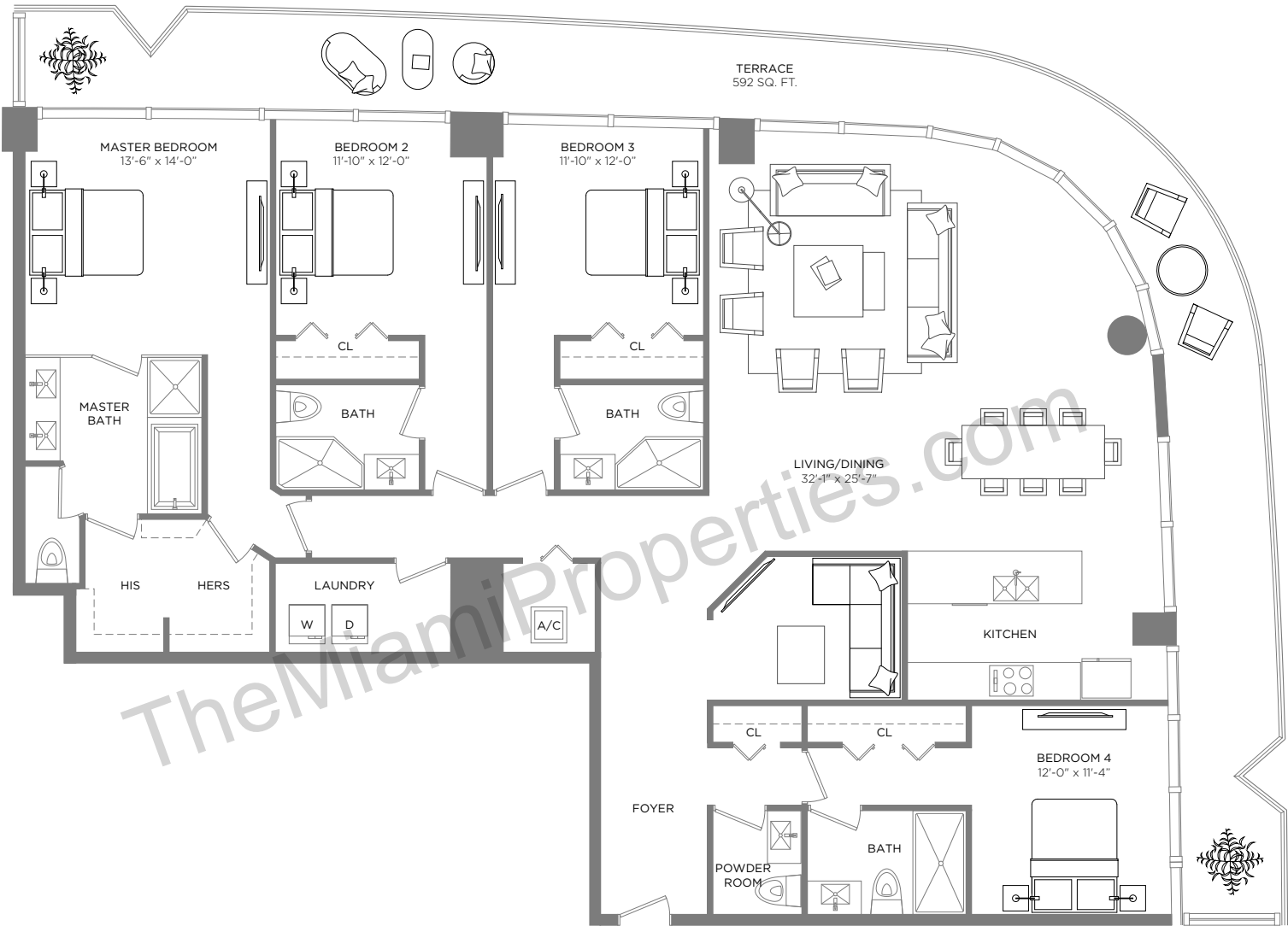


\*\* Terrace configurations vary from floor to floor and may include cut-outs. For an accurate depiction of the terrace configuration, see Exhibit "2" to the Declaration.

Each purchaser is advised that there are various methods for calculating the square footage of a Unit, and that depending on the method of calculation, the quoted square footage of a Unit in advertising materials may vary from the square footage of a Unit as stated or described in the Prospectus and the Declaration. The dimensions of the Unit shown in these floor plans have been calculated from the exterior boundaries of the exterior walls to the centerline of interior demising walls, including common elements such as structural walls and other interior structural components of the building and in fact vary from the dimensions that would be determined by using the description and definition of the "Unit" set forth in the Prospectus and the Declaration. For your reference, the area of the Unit, determined in accordance with Unit boundaries as defined in the Prospectus and the Declaration is less than the square footage reflected here. The configuration and use of space or the floor plan design may vary from that in the Prospectus and Declaration because the Developer has reserved the right in the Prospectus to make design, dimension, specification, and plan changes at any time, in the Developer's discretion, without notice to Unit buyers. Note that measurements of rooms set forth on this floor plan are generally taken at the greatest points of each given room (as if the room were a perfect rectangle), without regard for any cutouts. Accordingly, the area of the actual room will typically be smaller than the product obtained by multiplying the stated length times width. All dimensions are approximate and may vary with actual construction, and all floor plans and development plans are subject to change. The furnishings and décor illustrated are not included with the purchase of the Unit. See Prospectus for additional information regarding what is offered with the Unit and the calculation of Unit square footage and dimensions.

# Brickell Heights

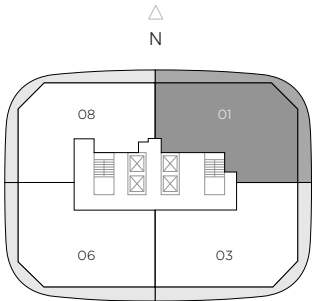
## EAST TOWER



### RESIDENCE 4801

4 BEDROOMS / 4 1/2 BATHS + DEN  
Levels 48-49

A/C INTERIOR AREA	2,553 SQ.FT.	237.18 SQ.M.
TERRACE AREA	592 SQ.FT.	54.99 SQ.M.
TOTAL RESIDENCE	3,145 SQ.FT.	292.17 SQ.M.

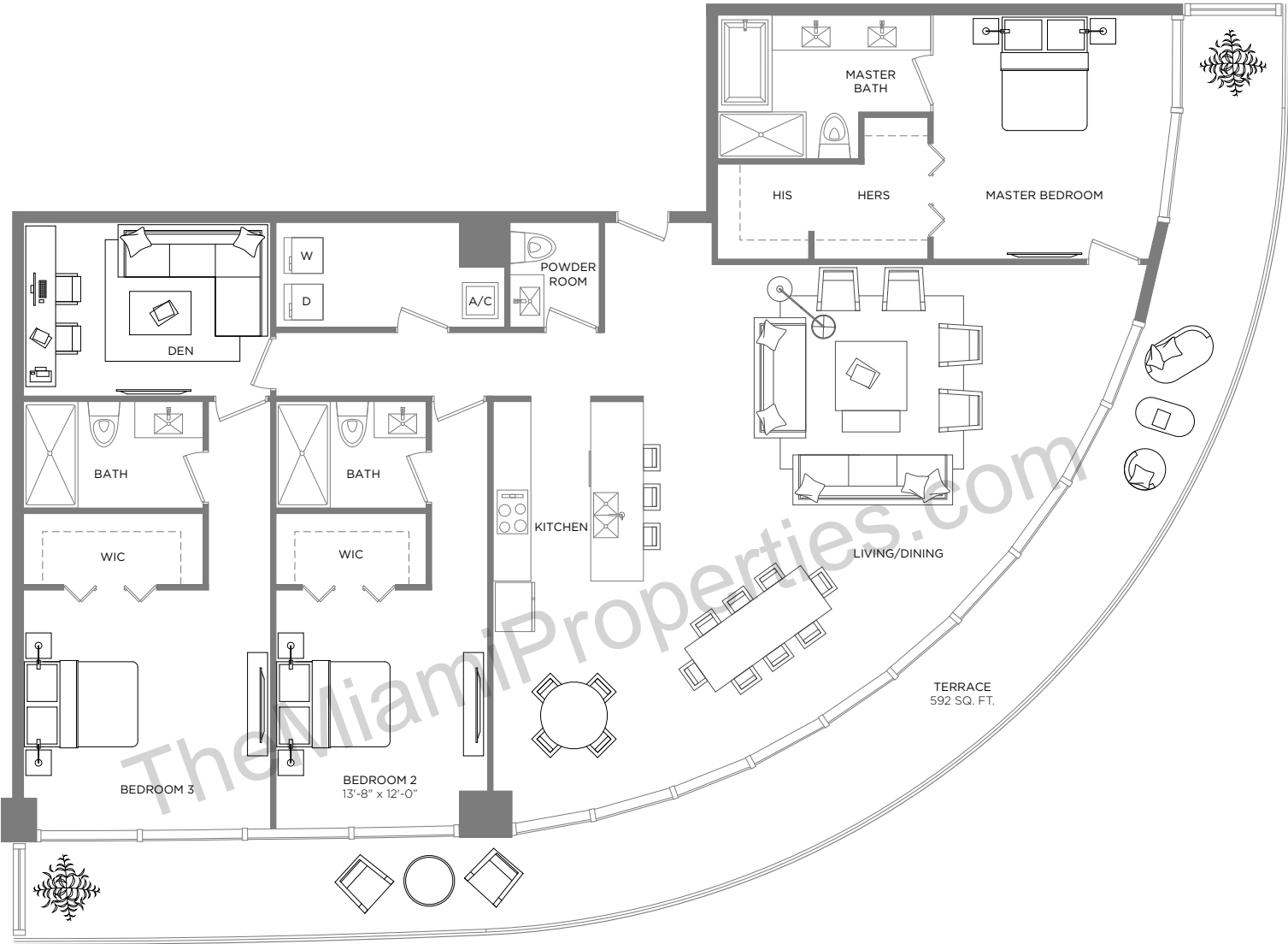


\*\* Terrace configurations vary from floor to floor and may include cut-outs. For an accurate depiction of the terrace configuration, see Exhibit "2" to the Declaration.

Each purchaser is advised that there are various methods for calculating the square footage of a Unit, and that depending on the method of calculation, the quoted square footage of a Unit in advertising materials may vary from the square footage of a Unit as stated or described in the Prospectus and the Declaration. The dimensions of the Unit shown in these floor plans have been calculated from the exterior boundaries of the exterior walls to the centerline of interior demising walls, including common elements such as structural walls and other interior structural components of the building and in fact vary from the dimensions that would be determined by using the description and definition of the "Unit" set forth in the Prospectus and the Declaration. For your reference, the area of the Unit, determined in accordance with Unit boundaries as defined in the Prospectus and the Declaration is less than the square footage reflected here. The configuration and use of space or the floor plan design may vary from that in the Prospectus and Declaration because the Developer has reserved the right in the Prospectus to make design, dimension, specification, and plan changes at any time, in the Developer's discretion, without notice to Unit buyers. Note that measurements of rooms set forth on this floor plan are generally taken at the greatest points of each given room (as if the room were a perfect rectangle), without regard for any cutouts. Accordingly, the area of the actual room will typically be smaller than the product obtained by multiplying the stated length times width. All dimensions are approximate and may vary with actual construction, and all floor plans and development plans are subject to change. The furnishings and décor illustrated are not included with the purchase of the Unit. See Prospectus for additional information regarding what is offered with the Unit and the calculation of Unit square footage and dimensions.

# Brickell Heights

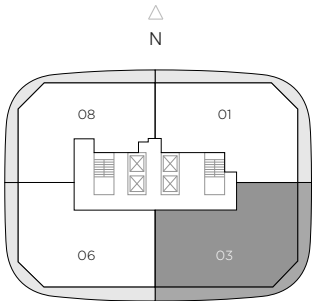
EAST TOWER



## RESIDENCE 4803

3 BEDROOMS / 3 1/2 BATHS + DEN  
Level 48

A/C INTERIOR AREA	2,313 SQ.FT.	214.88 SQ.M.
TERRACE AREA	592 SQ.FT.	54.99 SQ.M.
TOTAL RESIDENCE	2,905 SQ.FT.	269.87 SQ.M.



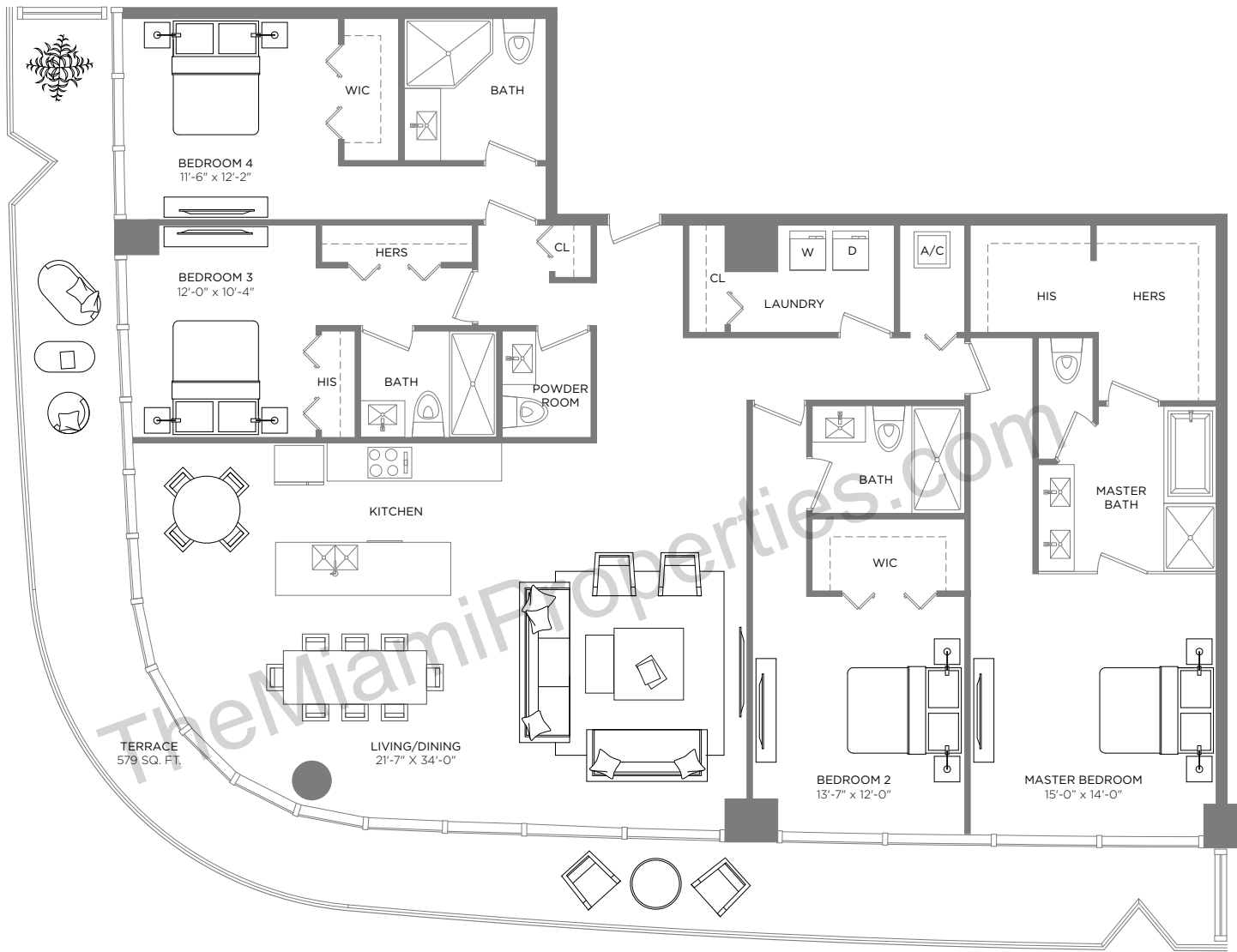
\*\* Terrace configurations vary from floor to floor and may include cut-outs. For an accurate depiction of the terrace configuration, see Exhibit "2" to the Declaration.

Each purchaser is advised that there are various methods for calculating the square footage of a Unit, and that depending on the method of calculation, the quoted square footage of a Unit in advertising materials may vary from the square footage of a Unit as stated or described in the Prospectus and the Declaration. The dimensions of the Unit shown in these floor plans have been calculated from the exterior boundaries of the exterior walls to the centerline of interior demising walls, including common elements such as structural walls and other interior structural components of the building and in fact vary from the dimensions that would be determined by using the description and definition of the "Unit" set forth in the Prospectus and the Declaration. For your reference, the area of the Unit, determined in accordance with Unit boundaries as defined in the Prospectus and the Declaration is less than the square footage reflected here. The configuration and use of space or the floor plan design may vary from that in the Prospectus and Declaration because the Developer has reserved the right in the Prospectus to make design, dimension, specification, and plan changes at any time, in the Developer's discretion, without notice to Unit buyers. Note that measurements of rooms set forth on this floor plan are generally taken at the greatest points of each given room (as if the room were a perfect rectangle), without regard for any cutouts. Accordingly, the area of the actual room will typically be smaller than the product obtained by multiplying the stated length times width. All dimensions are approximate and may vary with actual construction, and all floor plans and development plans are subject to change. The furnishings and décor illustrated are not included with the purchase of the Unit. See Prospectus for additional information regarding what is offered with the Unit and the calculation of Unit square footage and dimensions.



# Brickell Heights

## EAST TOWER

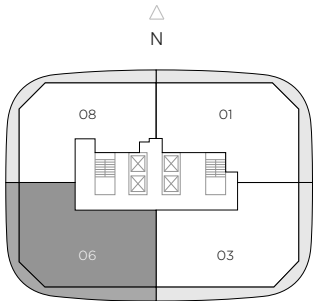


### RESIDENCE 4806

4 BEDROOMS / 4 1/2 BATHS

Levels 48-49

A/C INTERIOR AREA	2,477 SQ.FT.	230.12 SQ.M.
TERRACE AREA	579 SQ.FT.	53.79 SQ.M.
TOTAL RESIDENCE	3,056 SQ.FT.	283.91SQ.M.

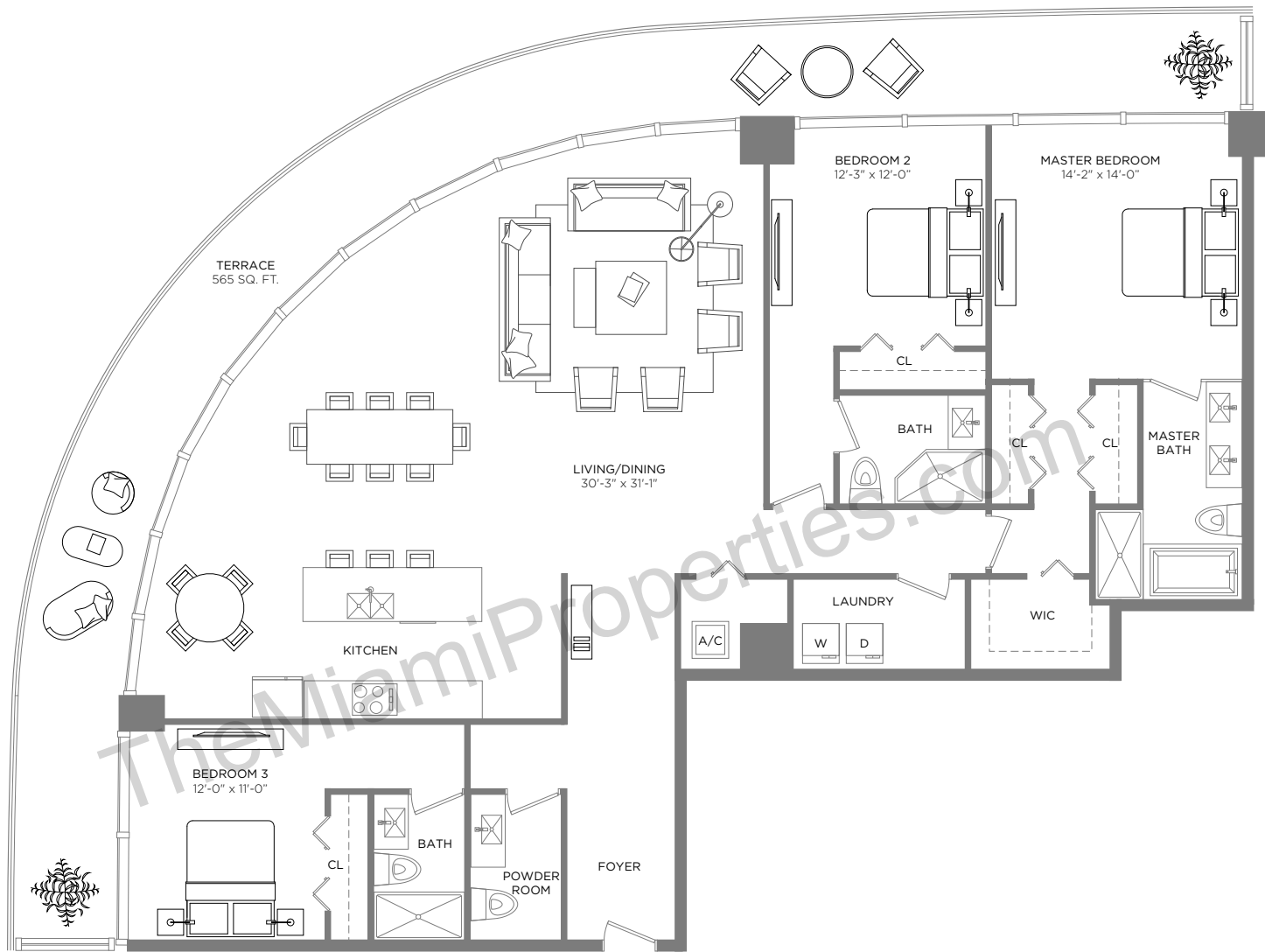


\*\* Terrace configurations vary from floor to floor and may include cut-outs. For an accurate depiction of the terrace configuration, see Exhibit "2" to the Declaration.

Each purchaser is advised that there are various methods for calculating the square footage of a Unit, and that depending on the method of calculation, the quoted square footage of a Unit in advertising materials may vary from the square footage of a Unit as stated or described in the Prospectus and the Declaration. The dimensions of the Unit shown in these floor plans have been calculated from the exterior boundaries of the exterior walls to the centerline of interior demising walls, including common elements such as structural walls and other interior structural components of the building and in fact vary from the dimensions that would be determined by using the description and definition of the "Unit" set forth in the Prospectus and the Declaration. For your reference, the area of the Unit, determined in accordance with Unit boundaries as defined in the Prospectus and the Declaration is less than the square footage reflected here. The configuration and use of space or the floor plan design may vary from that in the Prospectus and Declaration because the Developer has reserved the right in the Prospectus to make design, dimension, specification, and plan changes at any time, in the Developer's discretion, without notice to Unit buyers. Note that measurements of rooms set forth on this floor plan are generally taken at the greatest points of each given room (as if the room were a perfect rectangle), without regard for any cutouts. Accordingly, the area of the actual room will typically be smaller than the product obtained by multiplying the stated length times width. All dimensions are approximate and may vary with actual construction, and all floor plans and development plans are subject to change. The furnishings and décor illustrated are not included with the purchase of the Unit. See Prospectus for additional information regarding what is offered with the Unit and the calculation of Unit square footage and dimensions.

# Brickell Heights

EAST TOWER

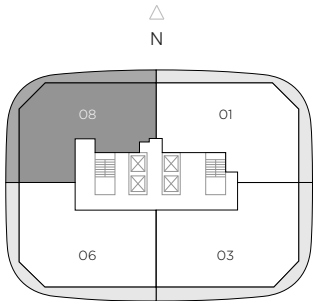


## RESIDENCE 4808

3 BEDROOMS / 3 1/2 BATHS

Level 48

A/C INTERIOR AREA	2,265 SQ.FT.	210.42 SQ.M.
TERRACE AREA	565 SQ.FT.	52.49 SQ.M.
TOTAL RESIDENCE	2,830 SQ.FT.	262.91 SQ.M.

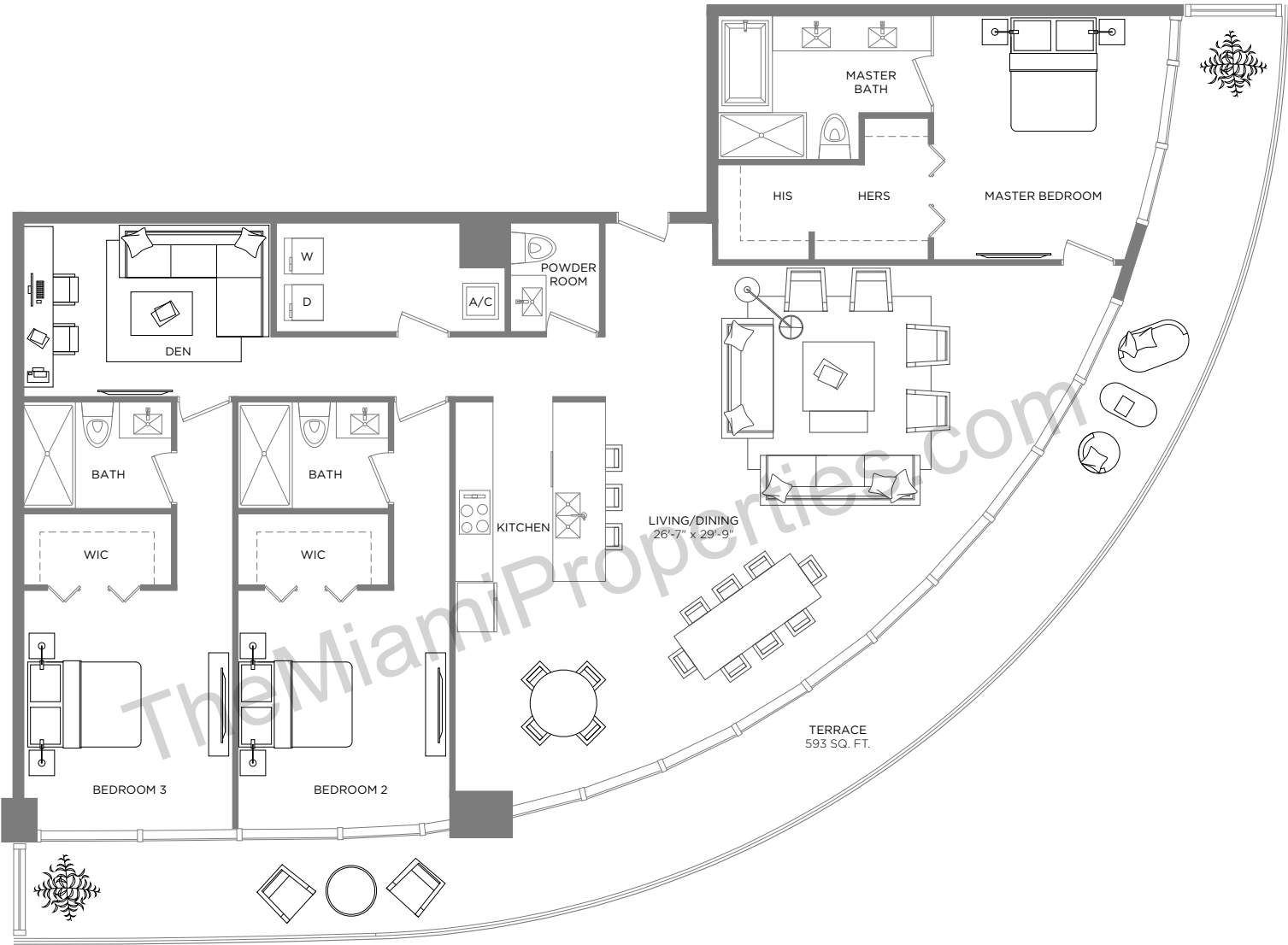


\*\* Terrace configurations vary from floor to floor and may include cut-outs. For an accurate depiction of the terrace configuration, see Exhibit "2" to the Declaration.

Each purchaser is advised that there are various methods for calculating the square footage of a Unit, and that depending on the method of calculation, the quoted square footage of a Unit in advertising materials may vary from the square footage of a Unit as stated or described in the Prospectus and the Declaration. The dimensions of the Unit shown in these floor plans have been calculated from the exterior boundaries of the exterior walls to the centerline of interior demising walls, including common elements such as structural walls and other interior structural components of the building and in fact vary from the dimensions that would be determined by using the description and definition of the "Unit" set forth in the Prospectus and the Declaration. For your reference, the area of the Unit, determined in accordance with Unit boundaries as defined in the Prospectus and the Declaration is less than the square footage reflected here. The configuration and use of space or the floor plan design may vary from that in the Prospectus and Declaration because the Developer has reserved the right in the Prospectus to make design, dimension, specification, and plan changes at any time, in the Developer's discretion, without notice to Unit buyers. Note that measurements of rooms set forth on this floor plan are generally taken at the greatest points of each given room (as if the room were a perfect rectangle), without regard for any cutouts. Accordingly, the area of the actual room will typically be smaller than the product obtained by multiplying the stated length times width. All dimensions are approximate and may vary with actual construction, and all floor plans and development plans are subject to change. The furnishings and décor illustrated are not included with the purchase of the Unit. See Prospectus for additional information regarding what is offered with the Unit and the calculation of Unit square footage and dimensions.

# Brickell Heights

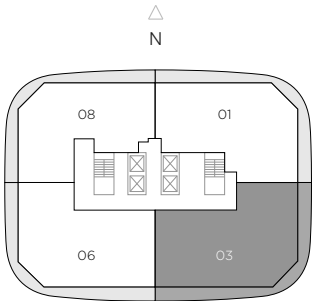
EAST TOWER



## RESIDENCE 4903

3 BEDROOMS / 3 1/2 BATHS + DEN  
Level 49

A/C INTERIOR AREA	2,199 SQ.FT.	204.29 SQ.M.
TERRACE AREA	593 SQ.FT.	55.09 SQ.M.
TOTAL RESIDENCE	2,792 SQ.FT.	259.38 SQ.M.

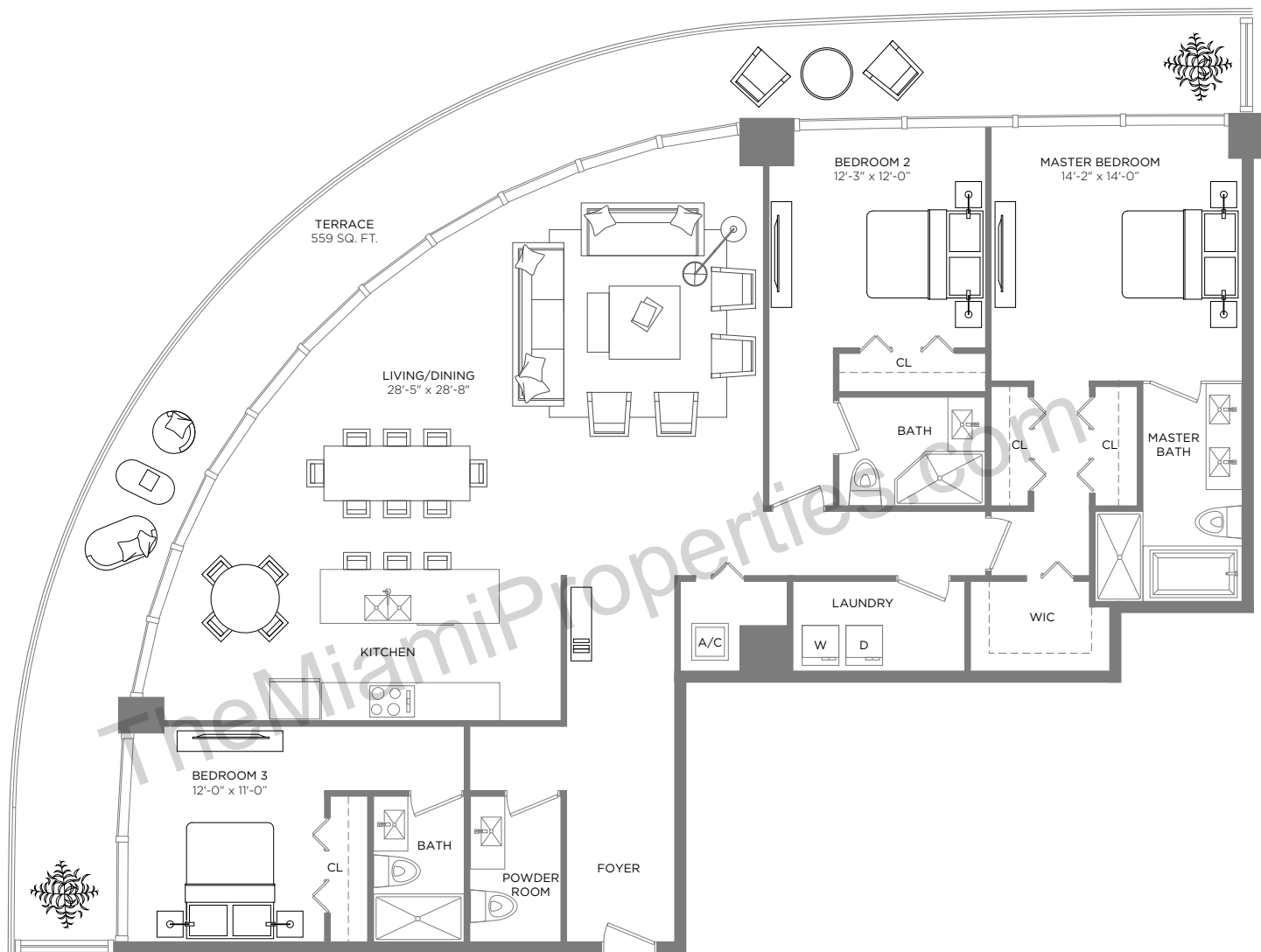


\*\* Terrace configurations vary from floor to floor and may include cut-outs. For an accurate depiction of the terrace configuration, see Exhibit "2" to the Declaration.

Each purchaser is advised that there are various methods for calculating the square footage of a Unit, and that depending on the method of calculation, the quoted square footage of a Unit in advertising materials may vary from the square footage of a Unit as stated or described in the Prospectus and the Declaration. The dimensions of the Unit shown in these floor plans have been calculated from the exterior boundaries of the exterior walls to the centerline of interior demising walls, including common elements such as structural walls and other interior structural components of the building and in fact vary from the dimensions that would be determined by using the description and definition of the "Unit" set forth in the Prospectus and the Declaration. For your reference, the area of the Unit, determined in accordance with Unit boundaries as defined in the Prospectus and the Declaration is less than the square footage reflected here. The configuration and use of space or the floor plan design may vary from that in the Prospectus and Declaration because the Developer has reserved the right in the Prospectus to make design, dimension, specification, and plan changes at any time, in the Developer's discretion, without notice to Unit buyers. Note that measurements of rooms set forth on this floor plan are generally taken at the greatest points of each given room (as if the room were a perfect rectangle), without regard for any cutouts. Accordingly, the area of the actual room will typically be smaller than the product obtained by multiplying the stated length times width. All dimensions are approximate and may vary with actual construction, and all floor plans and development plans are subject to change. The furnishings and décor illustrated are not included with the purchase of the Unit. See Prospectus for additional information regarding what is offered with the Unit and the calculation of Unit square footage and dimensions.

# Brickell Heights

## EAST TOWER

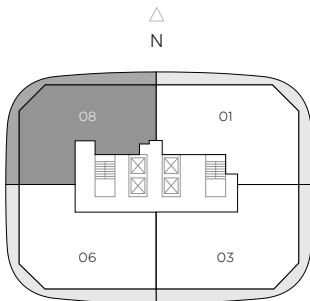


### RESIDENCE 4908

3 BEDROOMS / 3 1/2 BATHS

Level 49

A/C INTERIOR AREA	2,182 SQ.FT.	202.71 SQ.M.
TERRACE AREA	559 SQ.FT.	51.93 SQ.M.
TOTAL RESIDENCE	2,741 SQ.FT.	254.64 SQ.M.



\*\* Terrace configurations vary from floor to floor and may include cut-outs. For an accurate depiction of the terrace configuration, see Exhibit "2" to the Declaration.

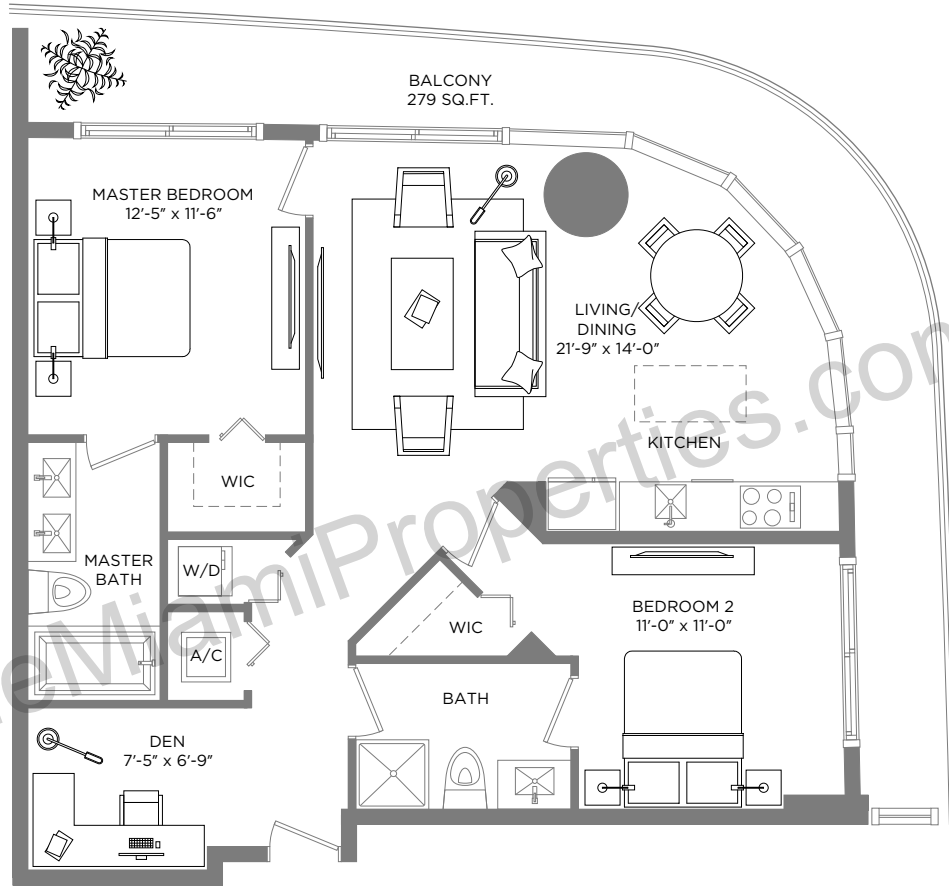
Each purchaser is advised that there are various methods for calculating the square footage of a Unit, and that depending on the method of calculation, the quoted square footage of a Unit in advertising materials may vary from the square footage of a Unit as stated or described in the Prospectus and the Declaration. The dimensions of the Unit shown in these floor plans have been calculated from the exterior boundaries of the exterior walls to the centerline of interior demising walls, including common elements such as structural walls and other interior structural components of the building and in fact vary from the dimensions that would be determined by using the description and definition of the "Unit" set forth in the Prospectus and the Declaration. For your reference, the area of the Unit, determined in accordance with Unit boundaries as defined in the Prospectus and the Declaration is less than the square footage reflected here. The configuration and use of space or the floor plan design may vary from that in the Prospectus and Declaration because the Developer has reserved the right in the Prospectus to make design, dimension, specification, and plan changes at any time, in the Developer's discretion, without notice to Unit buyers. Note that measurements of rooms set forth on this floor plan are generally taken at the greatest points of each given room (as if the room were a perfect rectangle), without regard for any cutouts. Accordingly, the area of the actual room will typically be smaller than the product obtained by multiplying the stated length times width. All dimensions are approximate and may vary with actual construction, and all floor plans and development plans are subject to change. The furnishings and décor illustrated are not included with the purchase of the Unit. See Prospectus for additional information regarding what is offered with the Unit and the calculation of Unit square footage and dimensions.

# WEST TOWER

TheMiamiProperties.com

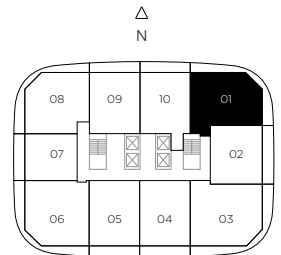
# BH02

## BRICKELL HEIGHTS



## RESIDENCE 01

2 BEDROOMS / 2 BATHS + DEN



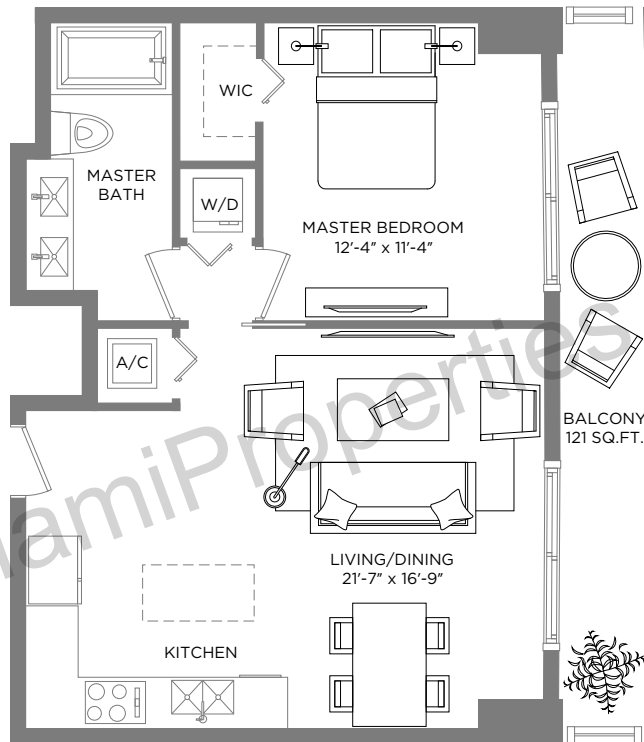
**A/C INTERIOR AREA** 1,040 SQ.FT. / 96.61 SQ.M. **TERRACE AREA** 279 SQ.FT. / 25.91 SQ.M. **TOTAL RESIDENCE** 1,319 SQ.FT. / 122.52 SQ.M.

\*\*\* Terrace configurations vary from floor to floor and may include cut-outs. For an accurate depiction of the terrace configuration, see Exhibit "2" to the Declaration.

Each purchaser is advised that there are various methods for calculating the square footage of a Unit, and that depending on the method of calculation, the quoted square footage of a Unit in advertising materials may vary from the square footage of a Unit as stated or described in the Prospectus and the Declaration. The dimensions of the Unit shown in these floor plans have been calculated from the exterior boundaries of the exterior walls to the centerline of interior demising walls, including common elements such as structural walls and other interior structural components of the building and in fact vary from the dimensions that would be determined by using the description and definition of the "Unit" set forth in the Prospectus and the Declaration. For your reference, the area of the Unit, determined in accordance with Unit boundaries as defined in the Prospectus and the Declaration is less than the square footage reflected here. The configuration and use of space or the floor plan design may vary from that in the Prospectus and Declaration because the Developer has reserved the right in the Prospectus to make design, dimension, specification, and plan changes at any time, in the Developer's discretion, without notice to Unit buyers. Note that measurements of rooms set forth on this floor plan are generally taken at the greatest points of each given room (as if the room were a perfect rectangle), without regard for any cutouts. Accordingly, the area of the actual room will typically be smaller than the product obtained by multiplying the stated length times width. All dimensions are approximate and may vary with actual construction, and all floor plans and development plans are subject to change. The furnishings and décor illustrated are not included with the purchase of the Unit. See Prospectus for additional information regarding what is offered with the Unit and the calculation of Unit square footage and dimensions.

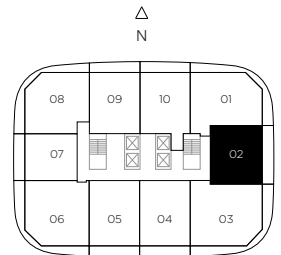
# BH02

## BRICKELL HEIGHTS



### RESIDENCE 02

1 BEDROOM / 1 BATH



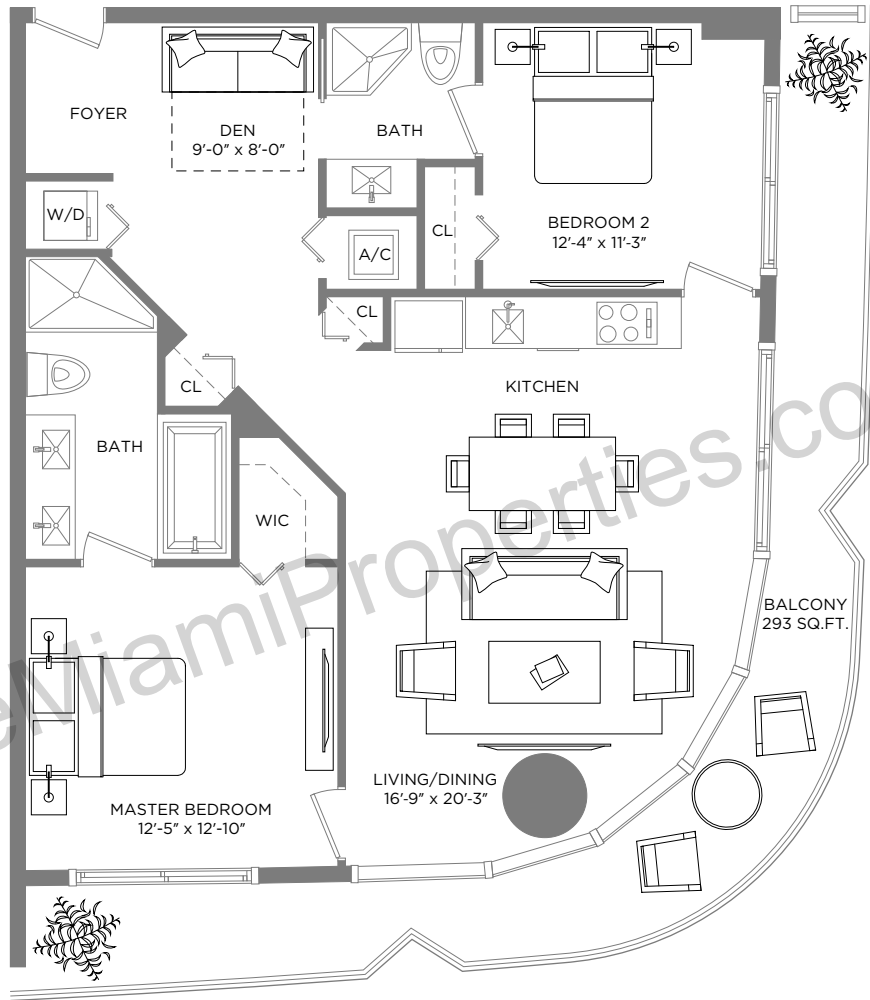
**A/C INTERIOR AREA** 682 SQ.FT. / 63.35 SQ.M. **TERRACE AREA** 121 SQ.FT. / 11.24 SQ.M. **TOTAL RESIDENCE** 803 SQ.FT. / 74.59 SQ.M.

\*\*\* Terrace configurations vary from floor to floor and may include cut-outs. For an accurate depiction of the terrace configuration, see Exhibit "2" to the Declaration.

Each purchaser is advised that there are various methods for calculating the square footage of a Unit, and that depending on the method of calculation, the quoted square footage of a Unit in advertising materials may vary from the square footage of a Unit as stated or described in the Prospectus and the Declaration. The dimensions of the Unit shown in these floor plans have been calculated from the exterior boundaries of the exterior walls to the centerline of interior demising walls, including common elements such as structural walls and other interior structural components of the building and in fact vary from the dimensions that would be determined by using the description and definition of the "Unit" set forth in the Prospectus and the Declaration. For your reference, the area of the Unit, determined in accordance with Unit boundaries as defined in the Prospectus and the Declaration is less than the square footage reflected here. The configuration and use of space or the floor plan design may vary from that in the Prospectus and Declaration because the Developer has reserved the right in the Prospectus to make design, dimension, specification, and plan changes at any time, in the Developer's discretion, without notice to Unit buyers. Note that measurements of rooms set forth on this floor plan are generally taken at the greatest points of each given room (as if the room were a perfect rectangle), without regard for any cutouts. Accordingly, the area of the actual room will typically be smaller than the product obtained by multiplying the stated length times width. All dimensions are approximate and may vary with actual construction, and all floor plans and development plans are subject to change. The furnishings and décor illustrated are not included with the purchase of the Unit. See Prospectus for additional information regarding what is offered with the Unit and the calculation of Unit square footage and dimensions.

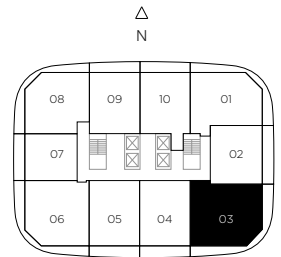
# BH02

## BRICKELL HEIGHTS



## RESIDENCE 03

### 2 BEDROOMS / 2 BATHS + DEN



**A/C INTERIOR AREA** 1,140 SQ.FT. / 105.90 SQ.M. **TERRACE AREA** 293 SQ.FT. / 27.22 SQ.M. **TOTAL RESIDENCE** 1,433 SQ.FT. / 133.12 SQ.M.

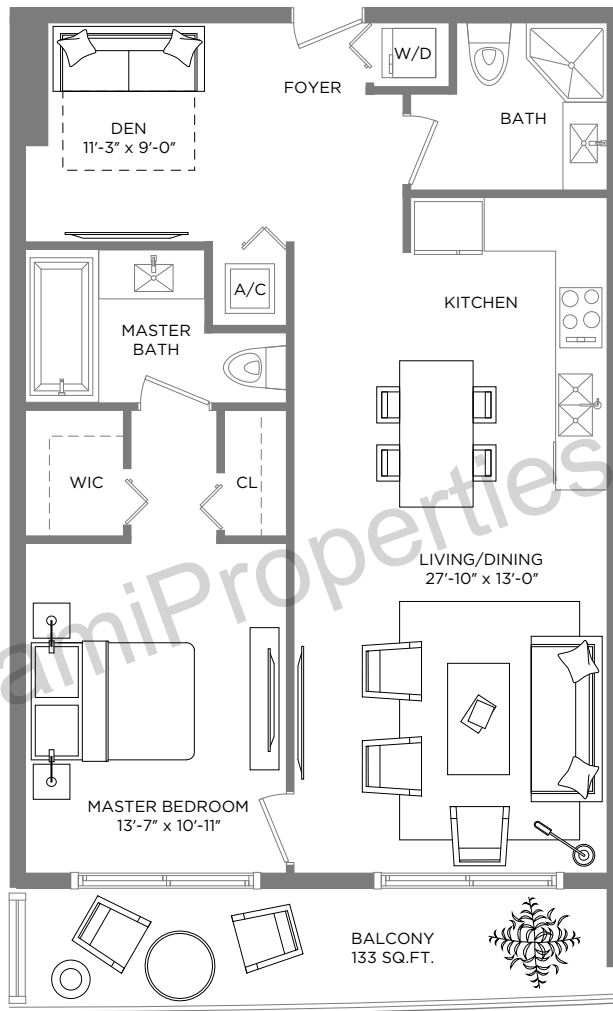
\*\*\* Terrace configurations vary from floor to floor and may include cut-outs. For an accurate depiction of the terrace configuration, see Exhibit "2" to the Declaration.

Each purchaser is advised that there are various methods for calculating the square footage of a Unit, and that depending on the method of calculation, the quoted square footage of a Unit in advertising materials may vary from the square footage of a Unit as stated or described in the Prospectus and the Declaration. The dimensions of the Unit shown in these floor plans have been calculated from the exterior boundaries of the exterior walls to the centerline of interior demising walls, including common elements such as structural walls and other interior structural components of the building and in fact vary from the dimensions that would be determined by using the description and definition of the "Unit" set forth in the Prospectus and the Declaration. For your reference, the area of the Unit, determined in accordance with Unit boundaries as defined in the Prospectus and the Declaration is less than the square footage reflected here. The configuration and use of space or the floor plan design may vary from that in the Prospectus and Declaration because the Developer has reserved the right in the Prospectus to make design, dimension, specification, and plan changes at any time, in the Developer's discretion, without notice to Unit buyers. Note that measurements of rooms set forth on this floor plan are generally taken at the greatest points of each given room (as if the room were a perfect rectangle), without regard for any cutouts. Accordingly, the area of the actual room will typically be smaller than the product obtained by multiplying the stated length times width. All dimensions are approximate and may vary with actual construction, and all floor plans and development plans are subject to change. The furnishings and décor illustrated are not included with the purchase of the Unit. See Prospectus for additional information regarding what is offered with the Unit and the calculation of Unit square footage and dimensions.



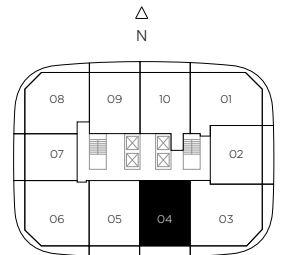
# BH02

## BRICKELL HEIGHTS



## RESIDENCE 04

1 BEDROOM / 2 BATHS + DEN



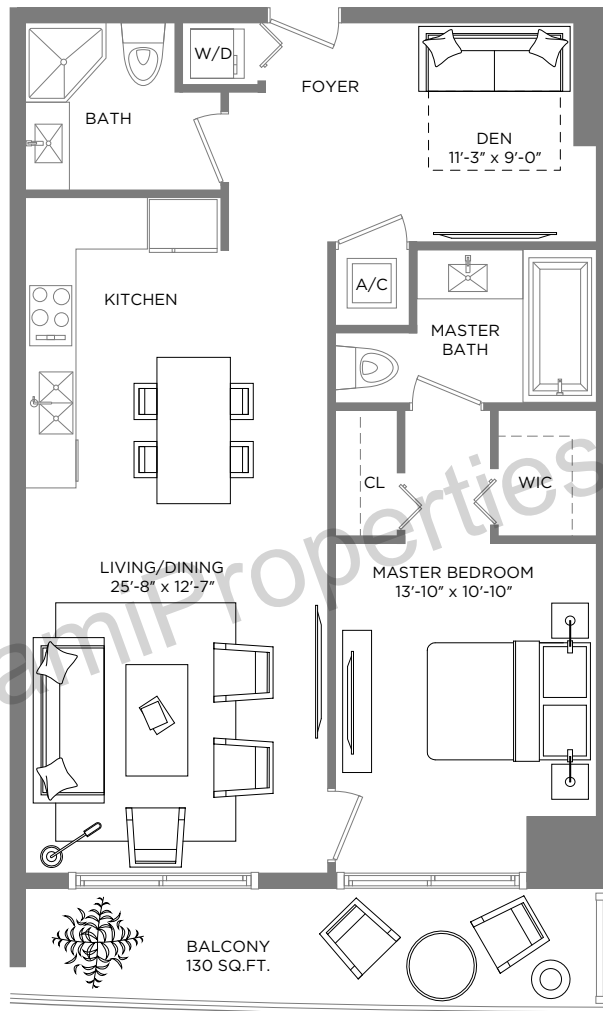
**A/C INTERIOR AREA** 962 SQ.FT. / 89.37 SQ.M. **TERRACE AREA** 133 SQ.FT. / 12.35 SQ.M. **TOTAL RESIDENCE** 1,095 SQ.FT. / 101.72 SQ.M.

\*\*\* Terrace configurations vary from floor to floor and may include cut-outs. For an accurate depiction of the terrace configuration, see Exhibit "2" to the Declaration.

Each purchaser is advised that there are various methods for calculating the square footage of a Unit, and that depending on the method of calculation, the quoted square footage of a Unit in advertising materials may vary from the square footage of a Unit as stated or described in the Prospectus and the Declaration. The dimensions of the Unit shown in these floor plans have been calculated from the exterior boundaries of the exterior walls to the centerline of interior demising walls, including common elements such as structural walls and other interior structural components of the building and in fact vary from the dimensions that would be determined by using the description and definition of the "Unit" set forth in the Prospectus and the Declaration. For your reference, the area of the Unit, determined in accordance with Unit boundaries as defined in the Prospectus and the Declaration is less than the square footage reflected here. The configuration and use of space or the floor plan design may vary from that in the Prospectus and Declaration because the Developer has reserved the right in the Prospectus to make design, dimension, specification, and plan changes at any time, in the Developer's discretion, without notice to Unit buyers. Note that measurements of rooms set forth on this floor plan are generally taken at the greatest points of each given room (as if the room were a perfect rectangle), without regard for any cutouts. Accordingly, the area of the actual room will typically be smaller than the product obtained by multiplying the stated length times width. All dimensions are approximate and may vary with actual construction, and all floor plans and development plans are subject to change. The furnishings and décor illustrated are not included with the purchase of the Unit. See Prospectus for additional information regarding what is offered with the Unit and the calculation of Unit square footage and dimensions.

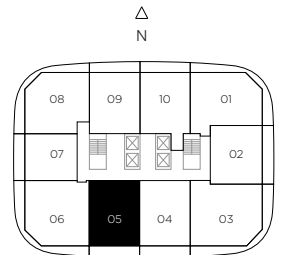
# BH02

## BRICKELL HEIGHTS



## RESIDENCE 05

1 BEDROOM / 2 BATHS + DEN



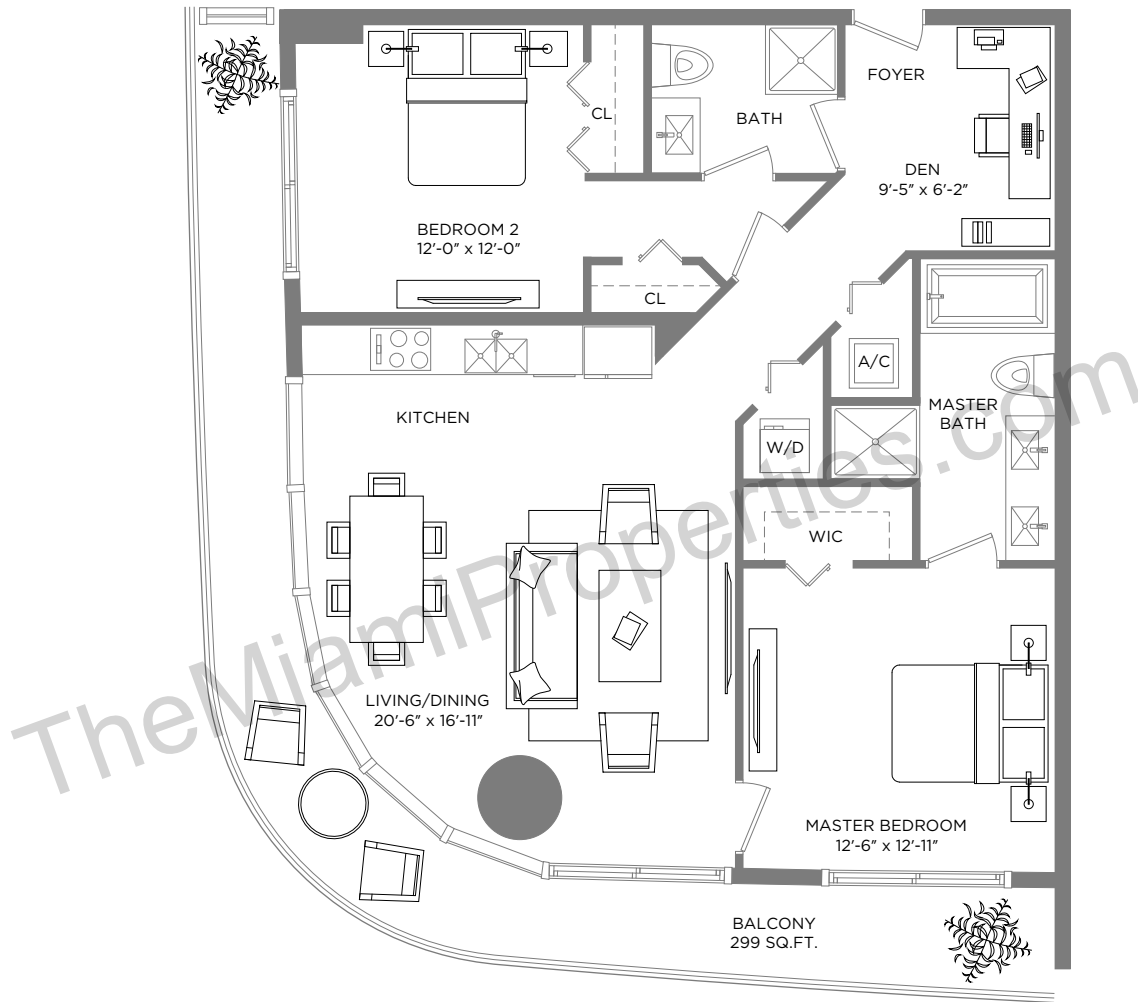
**A/C INTERIOR AREA** 944 SQ.FT. / 87.70 SQ.M. **TERRACE AREA** 130 SQ.FT. / 12.07 SQ.M. **TOTAL RESIDENCE** 1,074 SQ.FT. / 99.77 SQ.M.

\*\*\* Terrace configurations vary from floor to floor and may include cut-outs. For an accurate depiction of the terrace configuration, see Exhibit "2" to the Declaration.

Each purchaser is advised that there are various methods for calculating the square footage of a Unit, and that depending on the method of calculation, the quoted square footage of a Unit in advertising materials may vary from the square footage of a Unit as stated or described in the Prospectus and the Declaration. The dimensions of the Unit shown in these floor plans have been calculated from the exterior boundaries of the exterior walls to the centerline of interior demising walls, including common elements such as structural walls and other interior structural components of the building and in fact vary from the dimensions that would be determined by using the description and definition of the "Unit" set forth in the Prospectus and the Declaration. For your reference, the area of the Unit, determined in accordance with Unit boundaries as defined in the Prospectus and the Declaration is less than the square footage reflected here. The configuration and use of space or the floor plan design may vary from that in the Prospectus and Declaration because the Developer has reserved the right in the Prospectus to make design, dimension, specification, and plan changes at any time, in the Developer's discretion, without notice to Unit buyers. Note that measurements of rooms set forth on this floor plan are generally taken at the greatest points of each given room (as if the room were a perfect rectangle), without regard for any cutouts. Accordingly, the area of the actual room will typically be smaller than the product obtained by multiplying the stated length times width. All dimensions are approximate and may vary with actual construction, and all floor plans and development plans are subject to change. The furnishings and décor illustrated are not included with the purchase of the Unit. See Prospectus for additional information regarding what is offered with the Unit and the calculation of Unit square footage and dimensions.

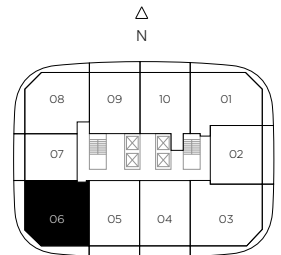
# BH02

## BRICKELL HEIGHTS



### RESIDENCE 06

2 BEDROOMS / 2 BATHS + DEN



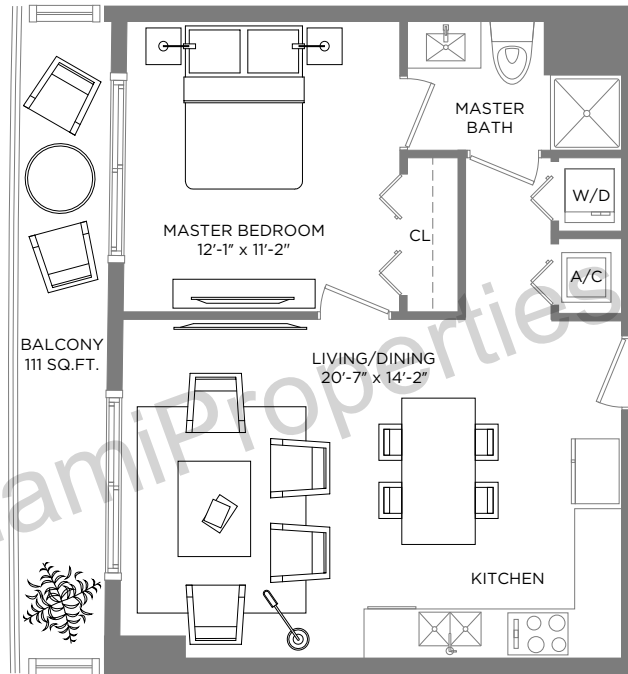
**A/C INTERIOR AREA** 1,168 SQ.FT. / 108.51 SQ.M. **TERRACE AREA** 299 SQ.FT. / 27.77 SQ.M. **TOTAL RESIDENCE** 1,467 SQ.FT. / 136.28 SQ.M.

\*\* Terrace configurations vary from floor to floor and may include cut-outs. For an accurate depiction of the terrace configuration, see Exhibit "2" to the Declaration.

Each purchaser is advised that there are various methods for calculating the square footage of a Unit, and that depending on the method of calculation, the quoted square footage of a Unit in advertising materials may vary from the square footage of a Unit as stated or described in the Prospectus and the Declaration. The dimensions of the Unit shown in these floor plans have been calculated from the exterior boundaries of the exterior walls to the centerline of interior demising walls, including common elements such as structural walls and other interior structural components of the building and in fact vary from the dimensions that would be determined by using the description and definition of the "Unit" set forth in the Prospectus and the Declaration. For your reference, the area of the Unit, determined in accordance with Unit boundaries as defined in the Prospectus and the Declaration is less than the square footage reflected here. The configuration and use of space or the floor plan design may vary from that in the Prospectus and Declaration because the Developer has reserved the right in the Prospectus to make design, dimension, specification, and plan changes at any time, in the Developer's discretion, without notice to Unit buyers. Note that measurements of rooms set forth on this floor plan are generally taken at the greatest points of each given room (as if the room were a perfect rectangle), without regard for any cutouts. Accordingly, the area of the actual room will typically be smaller than the product obtained by multiplying the stated length times width. All dimensions are approximate and may vary with actual construction, and all floor plans and development plans are subject to change. The furnishings and décor illustrated are not included with the purchase of the Unit. See Prospectus for additional information regarding what is offered with the Unit and the calculation of Unit square footage and dimensions.

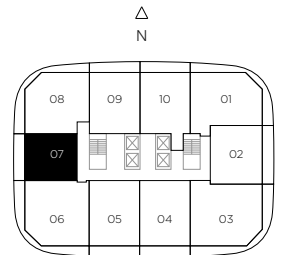
# BH02

## BRICKELL HEIGHTS



## RESIDENCE 07

1 BEDROOM / 1 BATH



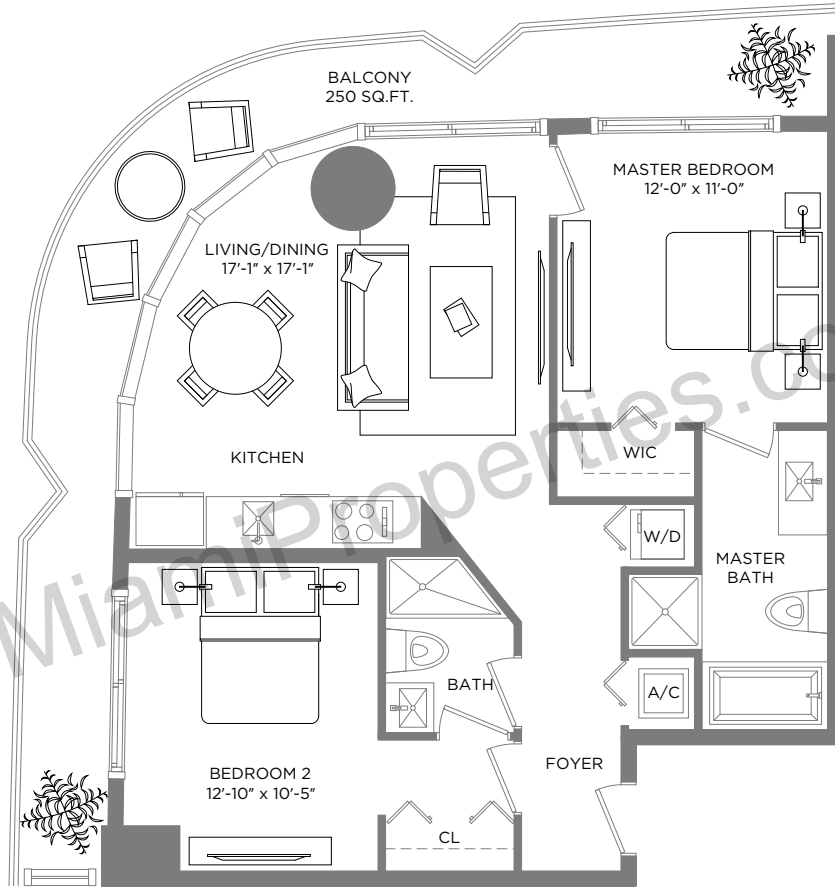
**A/C INTERIOR AREA** 592 SQ.FT. / 54.99 SQ.M. **TERRACE AREA** 111 SQ.FT. / 10.31 SQ.M. **TOTAL RESIDENCE** 703 SQ.FT. / 65.30 SQ.M.

\*\*\* Terrace configurations vary from floor to floor and may include cut-outs. For an accurate depiction of the terrace configuration, see Exhibit "2" to the Declaration.

Each purchaser is advised that there are various methods for calculating the square footage of a Unit, and that depending on the method of calculation, the quoted square footage of a Unit in advertising materials may vary from the square footage of a Unit as stated or described in the Prospectus and the Declaration. The dimensions of the Unit shown in these floor plans have been calculated from the exterior boundaries of the exterior walls to the centerline of interior demising walls, including common elements such as structural walls and other interior structural components of the building and in fact vary from the dimensions that would be determined by using the description and definition of the "Unit" set forth in the Prospectus and the Declaration. For your reference, the area of the Unit, determined in accordance with Unit boundaries as defined in the Prospectus and the Declaration is less than the square footage reflected here. The configuration and use of space or the floor plan design may vary from that in the Prospectus and Declaration because the Developer has reserved the right in the Prospectus to make design, dimension, specification, and plan changes at any time, in the Developer's discretion, without notice to Unit buyers. Note that measurements of rooms set forth on this floor plan are generally taken at the greatest points of each given room (as if the room were a perfect rectangle), without regard for any cutouts. Accordingly, the area of the actual room will typically be smaller than the product obtained by multiplying the stated length times width. All dimensions are approximate and may vary with actual construction, and all floor plans and development plans are subject to change. The furnishings and décor illustrated are not included with the purchase of the Unit. See Prospectus for additional information regarding what is offered with the Unit and the calculation of Unit square footage and dimensions.

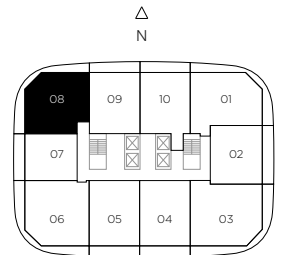
# BH02

## BRICKELL HEIGHTS



## RESIDENCE 08

2 BEDROOMS / 2 BATHS



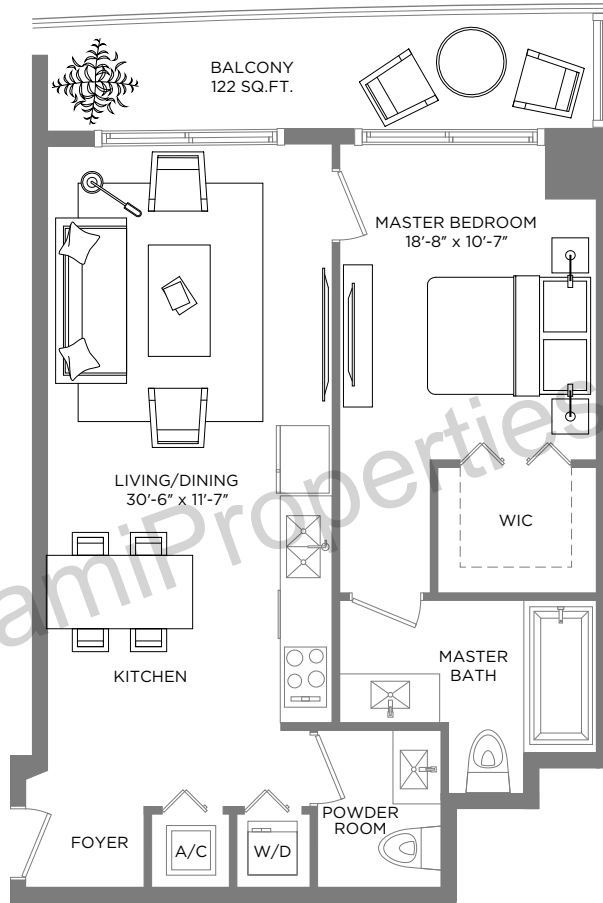
**A/C INTERIOR AREA** 900 SQ.FT. / 83.61 SQ.M. **TERRACE AREA** 250 SQ.FT. / 23.22 SQ.M. **TOTAL RESIDENCE** 1,150 SQ.FT. / 106.83 SQ.M.

\*\*\* Terrace configurations vary from floor to floor and may include cut-outs. For an accurate depiction of the terrace configuration, see Exhibit "2" to the Declaration.

Each purchaser is advised that there are various methods for calculating the square footage of a Unit, and that depending on the method of calculation, the quoted square footage of a Unit in advertising materials may vary from the square footage of a Unit as stated or described in the Prospectus and the Declaration. The dimensions of the Unit shown in these floor plans have been calculated from the exterior boundaries of the exterior walls to the centerline of interior demising walls, including common elements such as structural walls and other interior structural components of the building and in fact vary from the dimensions that would be determined by using the description and definition of the "Unit" set forth in the Prospectus and the Declaration. For your reference, the area of the Unit, determined in accordance with Unit boundaries as defined in the Prospectus and the Declaration is less than the square footage reflected here. The configuration and use of space or the floor plan design may vary from that in the Prospectus and Declaration because the Developer has reserved the right in the Prospectus to make design, dimension, specification, and plan changes at any time, in the Developer's discretion, without notice to Unit buyers. Note that measurements of rooms set forth on this floor plan are generally taken at the greatest points of each given room (as if the room were a perfect rectangle), without regard for any cutouts. Accordingly, the area of the actual room will typically be smaller than the product obtained by multiplying the stated length times width. All dimensions are approximate and may vary with actual construction, and all floor plans and development plans are subject to change. The furnishings and décor illustrated are not included with the purchase of the Unit. See Prospectus for additional information regarding what is offered with the Unit and the calculation of Unit square footage and dimensions.

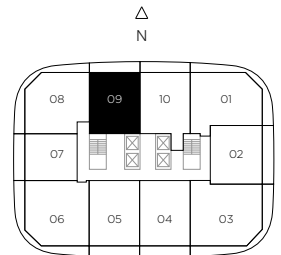
# BH02

## BRICKELL HEIGHTS



### RESIDENCE 09

1 BEDROOM / 1 1/2 BATHS



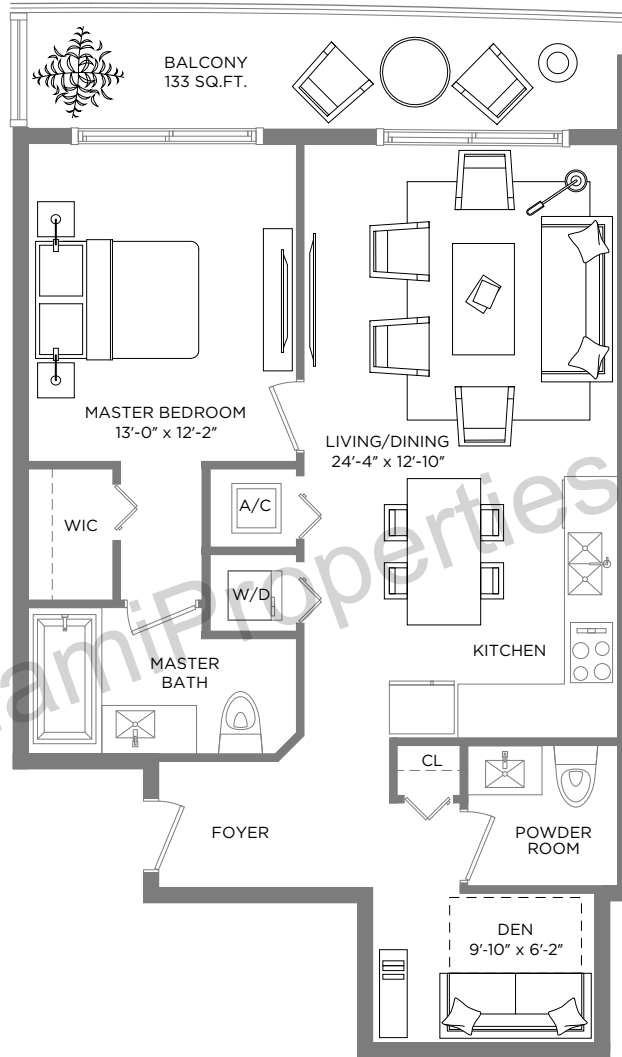
**A/C INTERIOR AREA** 793 SQ.FT. / 73.67 SQ.M. **TERRACE AREA** 122 SQ.FT. / 11.33 SQ.M. **TOTAL RESIDENCE** 915 SQ.FT. / 85 SQ.M.

\*\*\* Terrace configurations vary from floor to floor and may include cut-outs. For an accurate depiction of the terrace configuration, see Exhibit "2" to the Declaration.

Each purchaser is advised that there are various methods for calculating the square footage of a Unit, and that depending on the method of calculation, the quoted square footage of a Unit as stated or described in the Prospectus and the Declaration. The dimensions of the Unit shown in these floor plans have been calculated from the exterior boundaries of the exterior walls to the centerline of interior demising walls, including common elements such as structural walls and other interior structural components of the building and in fact vary from the dimensions that would be determined by using the description and definition of the "Unit" set forth in the Prospectus and the Declaration. For your reference, the area of the Unit, determined in accordance with Unit boundaries as defined in the Prospectus and the Declaration is less than the square footage reflected here. The configuration and use of space or the floor plan design may vary from that in the Prospectus and Declaration because the Developer has reserved the right in the Prospectus to make design, dimension, specification, and plan changes at any time, in the Developer's discretion, without notice to Unit buyers. Note that measurements of rooms set forth on this floor plan are generally taken at the greatest points of each given room (as if the room were a perfect rectangle), without regard for any cutouts. Accordingly, the area of the actual room will typically be smaller than the product obtained by multiplying the stated length times width. All dimensions are approximate and may vary with actual construction, and all floor plans and development plans are subject to change. The furnishings and décor illustrated are not included with the purchase of the Unit. See Prospectus for additional information regarding what is offered with the Unit and the calculation of Unit square footage and dimensions.

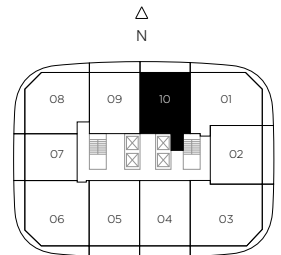
# BH02

## BRICKELL HEIGHTS



### RESIDENCE 10

1 BEDROOM / 1 1/2 BATHS + DEN



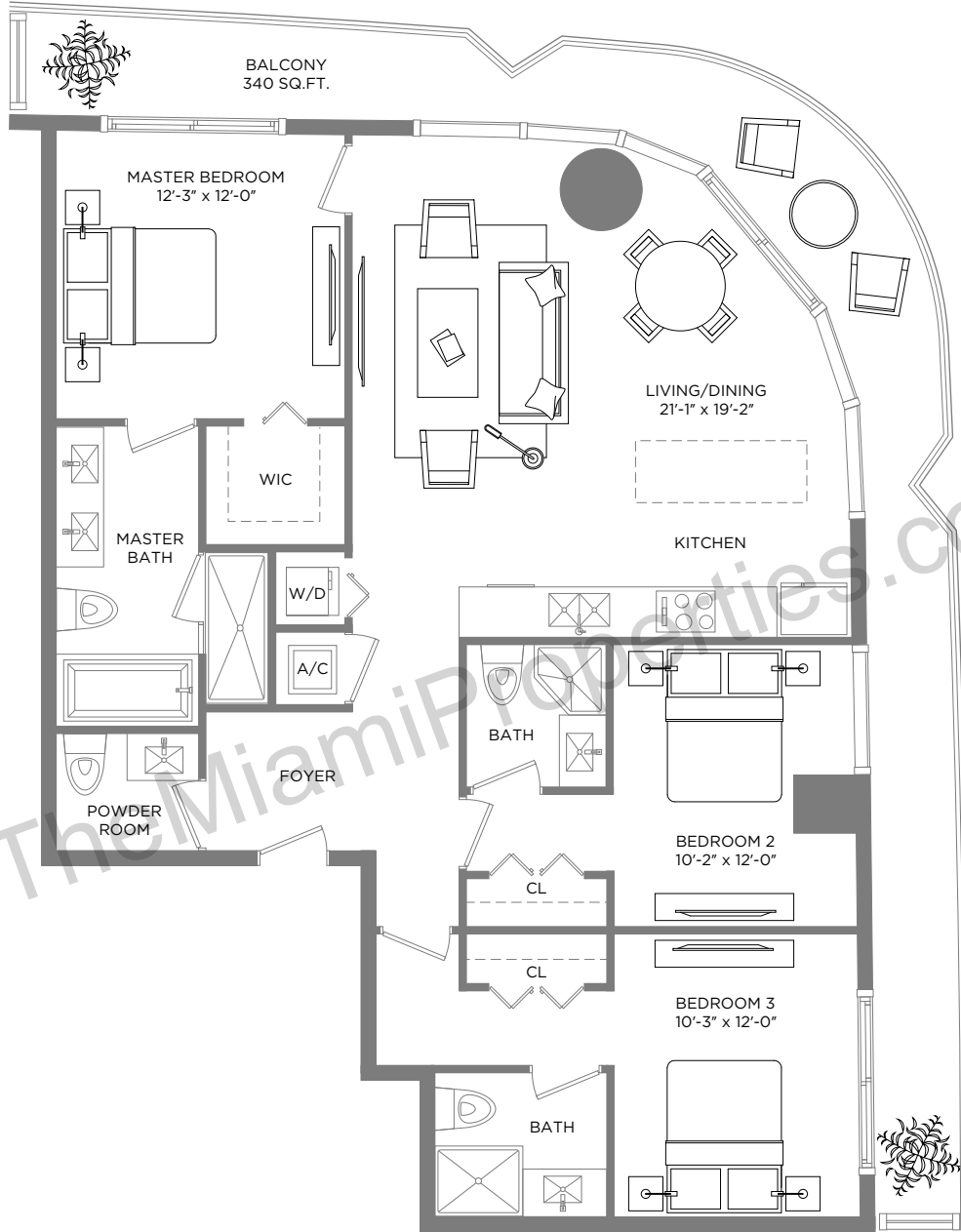
**A/C INTERIOR AREA** 904 SQ.FT. / 83.98 SQ.M. **TERRACE AREA** 133 SQ.FT. / 12.35 SQ.M. **TOTAL RESIDENCE** 1,037 SQ.FT. / 96.33 SQ.M.

\*\* Terrace configurations vary from floor to floor and may include cut-outs. For an accurate depiction of the terrace configuration, see Exhibit "2" to the Declaration.

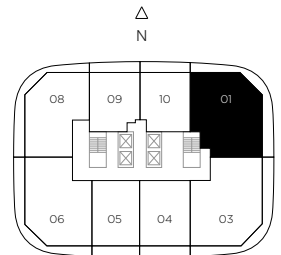
Each purchaser is advised that there are various methods for calculating the square footage of a Unit, and that depending on the method of calculation, the quoted square footage of a Unit in advertising materials may vary from the square footage of a Unit as stated or described in the Prospectus and the Declaration. The dimensions of the Unit shown in these floor plans have been calculated from the exterior boundaries of the exterior walls to the centerline of interior demising walls, including common elements such as structural walls and other interior structural components of the building and in fact vary from the dimensions that would be determined by using the description and definition of the "Unit" set forth in the Prospectus and the Declaration. For your reference, the area of the Unit, determined in accordance with Unit boundaries as defined in the Prospectus and the Declaration is less than the square footage reflected here. The configuration and use of space or the floor plan design may vary from that in the Prospectus and Declaration because the Developer has reserved the right in the Prospectus to make design, dimension, specification, and plan changes at any time, in the Developer's discretion, without notice to Unit buyers. Note that measurements of rooms set forth on this floor plan are generally taken at the greatest points of each given room (as if the room were a perfect rectangle), without regard for any cutouts. Accordingly, the area of the actual room will typically be smaller than the product obtained by multiplying the stated length times width. All dimensions are approximate and may vary with actual construction, and all floor plans and development plans are subject to change. The furnishings and décor illustrated are not included with the purchase of the Unit. See Prospectus for additional information regarding what is offered with the Unit and the calculation of Unit square footage and dimensions.

# BH02

## BRICKELL HEIGHTS



**RESIDENCE 3901**  
3 BEDROOMS / 3 1/2 BATHS



**A/C INTERIOR AREA 1,443 SQ.FT. / 134.05 SQ.M. TERRACE AREA 340 SQ.FT. / 31.58 SQ.M. TOTAL RESIDENCE 1,783 SQ.FT. / 165.63 SQ.M.**

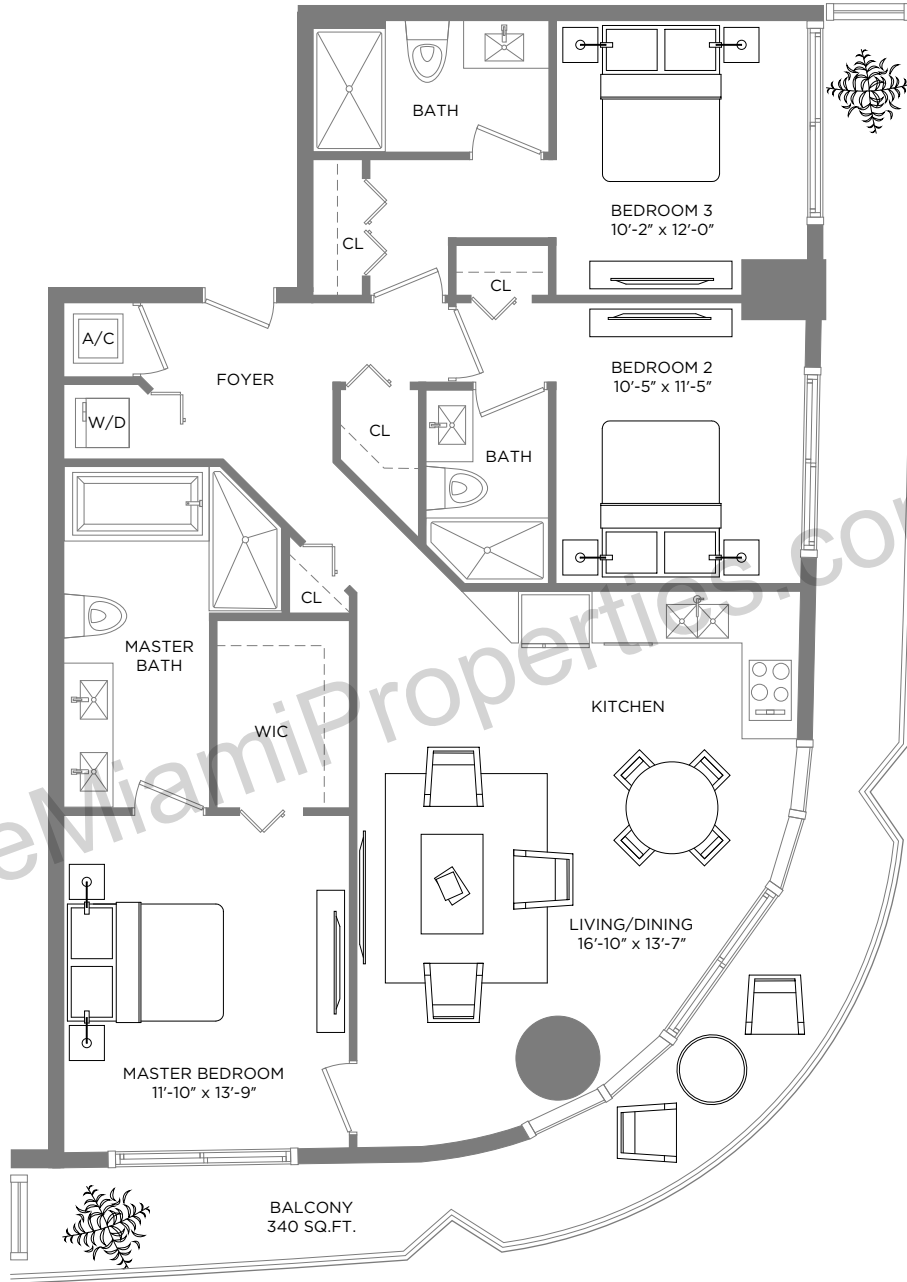
\*\*\* Terrace configurations vary from floor to floor and may include cut-outs. For an accurate depiction of the terrace configuration, see Exhibit "2" to the Declaration.

Each purchaser is advised that there are various methods for calculating the square footage of a Unit, and that depending on the method of calculation, the quoted square footage of a Unit in advertising materials may vary from the square footage of a Unit as stated or described in the Prospectus and the Declaration. The dimensions of the Unit shown in these floor plans have been calculated from the exterior boundaries of the exterior walls to the centerline of interior demising walls, including common elements such as structural walls and other interior structural components of the building and in fact vary from the dimensions that would be determined by using the description and definition of the "Unit" set forth in the Prospectus and the Declaration. For your reference, the area of the Unit, determined in accordance with Unit boundaries as defined in the Prospectus and the Declaration is less than the square footage reflected here. The configuration and use of space or the floor plan design may vary from that in the Prospectus and Declaration because the Developer has reserved the right in the Prospectus to make design, dimension, specification, and plan changes at any time, in the Developer's discretion, without notice to Unit buyers. Note that measurements of rooms set forth on this floor plan are generally taken at the greatest points of each given room (as if the room were a perfect rectangle), without regard for any cutouts. Accordingly, the area of the actual room will typically be smaller than the product obtained by multiplying the stated length times width. All dimensions are approximate and may vary with actual construction, and all floor plans and development plans are subject to change. The furnishings and décor illustrated are not included with the purchase of the Unit. See Prospectus for additional information regarding what is offered with the Unit and the calculation of Unit square footage and dimensions.

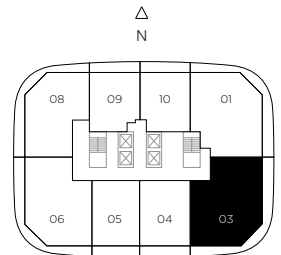


# BH02

## BRICKELL HEIGHTS



**RESIDENCE 3903**  
3 BEDROOMS / 3 BATHS



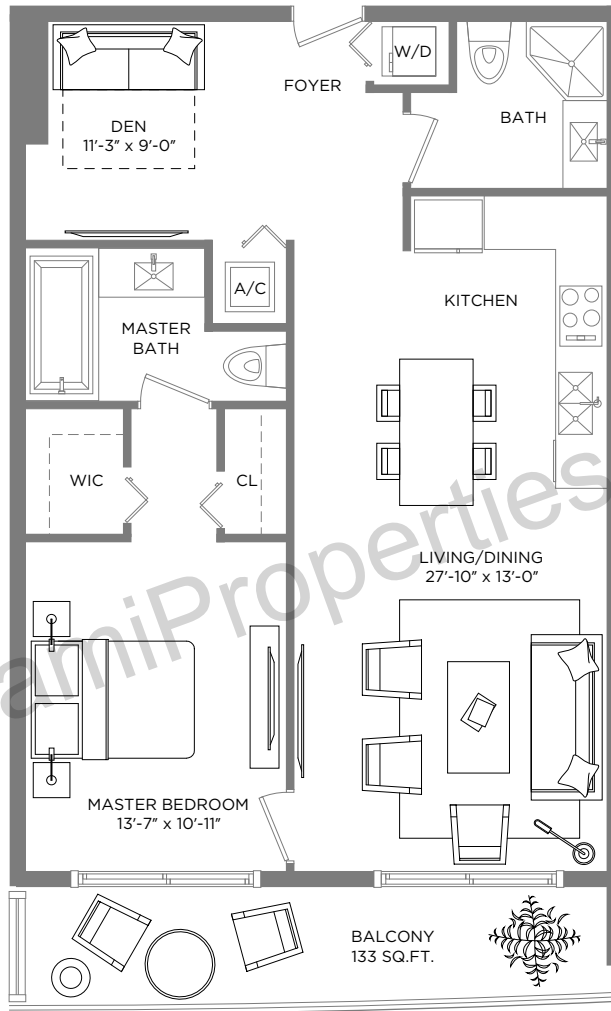
**A/C INTERIOR AREA 1,374 SQ.FT. / 127.64 SQ.M. TERRACE AREA 340 SQ.FT. / 31.02 SQ.M. TOTAL RESIDENCE 1,708 SQ.FT. / 158.66 SQ.M.**

\*\*\* Terrace configurations vary from floor to floor and may include cut-outs. For an accurate depiction of the terrace configuration, see Exhibit "2" to the Declaration.

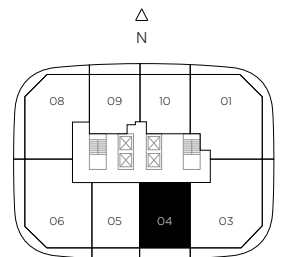
Each purchaser is advised that there are various methods for calculating the square footage of a Unit, and that depending on the method of calculation, the quoted square footage of a Unit in advertising materials may vary from the square footage of a Unit as stated or described in the Prospectus and the Declaration. The dimensions of the Unit shown in these floor plans have been calculated from the exterior boundaries of the exterior walls to the centerline of interior demising walls, including common elements such as structural walls and other interior structural components of the building and in fact vary from the dimensions that would be determined by using the description and definition of the "Unit" set forth in the Prospectus and the Declaration. For your reference, the area of the Unit, determined in accordance with Unit boundaries as defined in the Prospectus and the Declaration is less than the square footage reflected here. The configuration and use of space or the floor plan design may vary from that in the Prospectus and Declaration because the Developer has reserved the right in the Prospectus to make design, dimension, specification, and plan changes at any time, in the Developer's discretion, without notice to Unit buyers. Note that measurements of rooms set forth on this floor plan are generally taken at the greatest points of each given room (as if the room were a perfect rectangle), without regard for any cutouts. Accordingly, the area of the actual room will typically be smaller than the product obtained by multiplying the stated length times width. All dimensions are approximate and may vary with actual construction, and all floor plans and development plans are subject to change. The furnishings and décor illustrated are not included with the purchase of the Unit. See Prospectus for additional information regarding what is offered with the Unit and the calculation of Unit square footage and dimensions.

# BH02

## BRICKELL HEIGHTS



**RESIDENCE 3904/4004/4104/4204**  
**1 BEDROOM / 2 BATHS + DEN**



**A/C INTERIOR AREA 962 SQ.FT. / 89.37 SQ.M. TERRACE AREA 133 SQ.FT. / 12.35 SQ.M. TOTAL RESIDENCE 1,095 SQ.FT. / 101.72 SQ.M.**

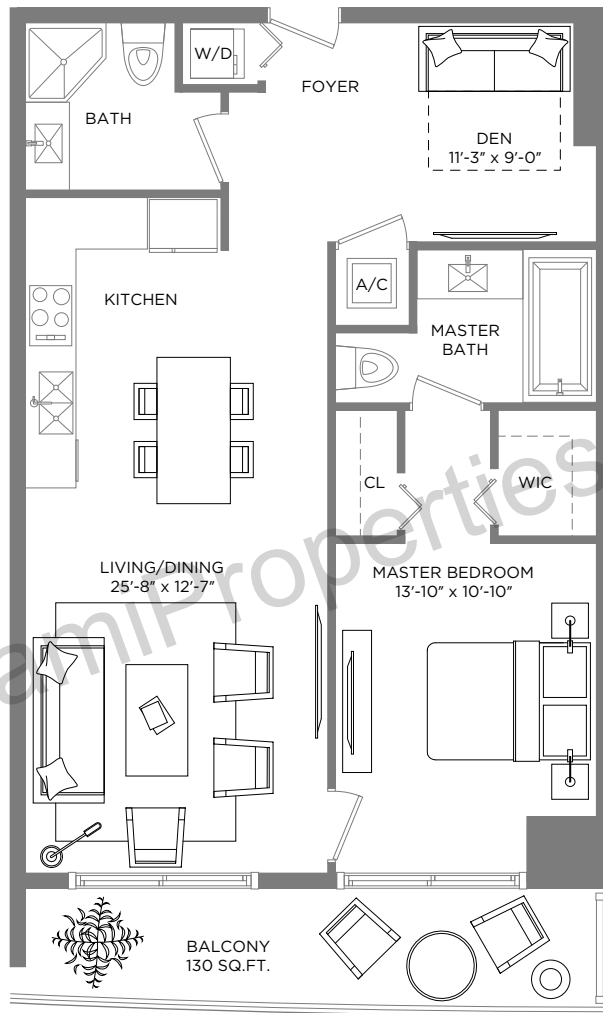
\*\*\* Terrace configurations vary from floor to floor and may include cut-outs. For an accurate depiction of the terrace configuration, see Exhibit "2" to the Declaration.

Each purchaser is advised that there are various methods for calculating the square footage of a Unit, and that depending on the method of calculation, the quoted square footage of a Unit in advertising materials may vary from the square footage of a Unit as stated or described in the Prospectus and the Declaration. The dimensions of the Unit shown in these floor plans have been calculated from the exterior boundaries of the exterior walls to the centerline of interior demising walls, including common elements such as structural walls and other interior structural components of the building and in fact vary from the dimensions that would be determined by using the description and definition of the "Unit" set forth in the Prospectus and the Declaration. For your reference, the area of the Unit, determined in accordance with Unit boundaries as defined in the Prospectus and the Declaration is less than the square footage reflected here. The configuration and use of space or the floor plan design may vary from that in the Prospectus and Declaration because the Developer has reserved the right in the Prospectus to make design, dimension, specification, and plan changes at any time, in the Developer's discretion, without notice to Unit buyers. Note that measurements of rooms set forth on this floor plan are generally taken at the greatest points of each given room (as if the room were a perfect rectangle), without regard for any cutouts. Accordingly, the area of the actual room will typically be smaller than the product obtained by multiplying the stated length times width. All dimensions are approximate and may vary with actual construction, and all floor plans and development plans are subject to change. The furnishings and décor illustrated are not included with the purchase of the Unit. See Prospectus for additional information regarding what is offered with the Unit and the calculation of Unit square footage and dimensions.

12.09.14

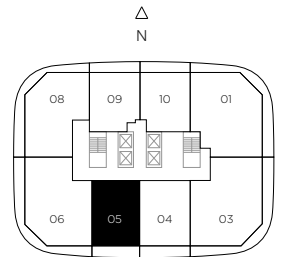
# BH02

## BRICKELL HEIGHTS



### RESIDENCE 3905/4005/4105/4205

1 BEDROOM / 2 BATHS + DEN



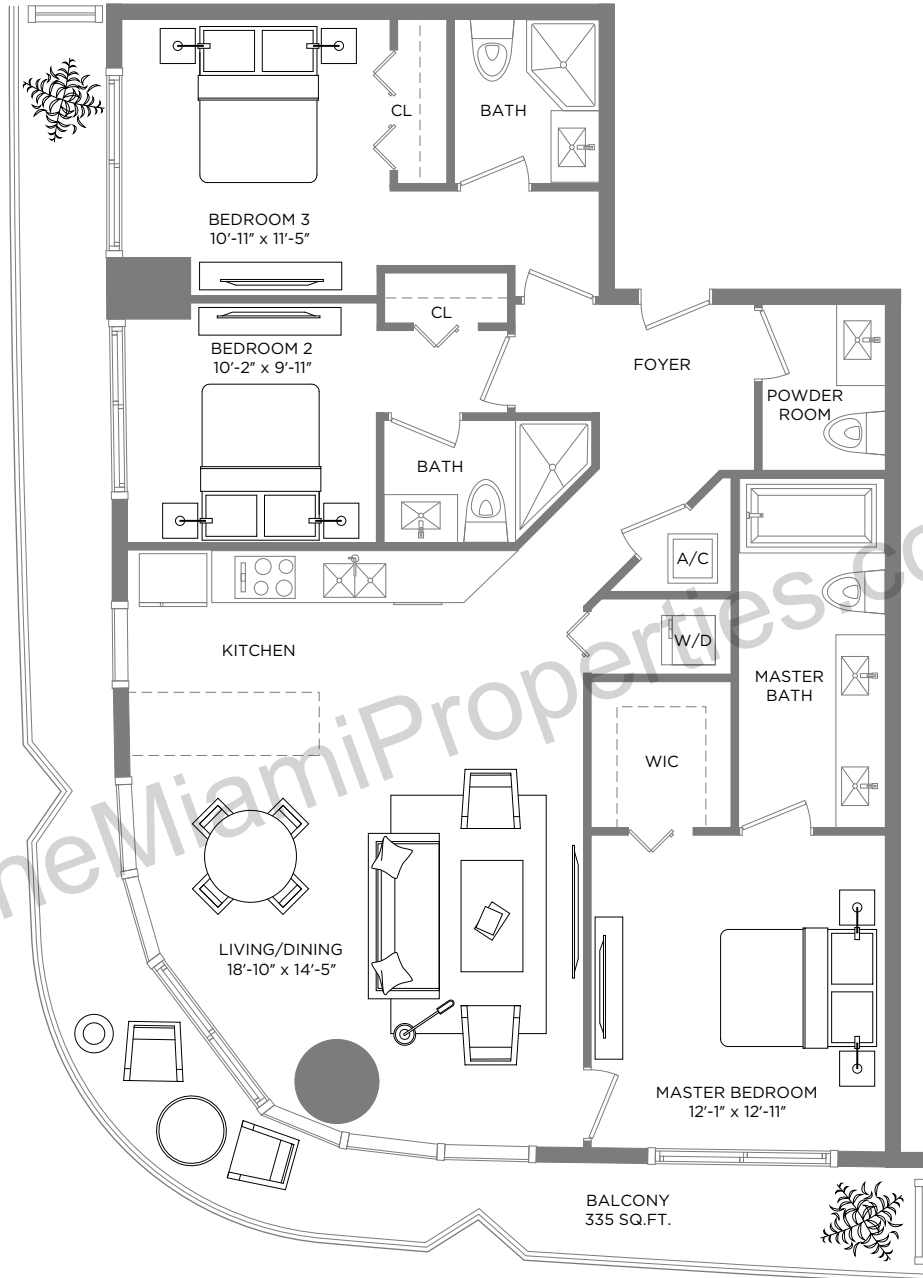
**A/C INTERIOR AREA** 944 SQ.FT. / 87.70 SQ.M. **TERRACE AREA** 130 SQ.FT. / 12.07 SQ.M. **TOTAL RESIDENCE** 1,074 SQ.FT. / 99.77 SQ.M.

\*\*\* Terrace configurations vary from floor to floor and may include cut-outs. For an accurate depiction of the terrace configuration, see Exhibit "2" to the Declaration.

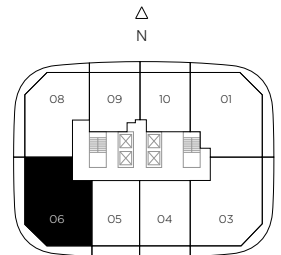
Each purchaser is advised that there are various methods for calculating the square footage of a Unit, and that depending on the method of calculation, the quoted square footage of a Unit in advertising materials may vary from the square footage of a Unit as stated or described in the Prospectus and the Declaration. The dimensions of the Unit shown in these floor plans have been calculated from the exterior boundaries of the exterior walls to the centerline of interior demising walls, including common elements such as structural walls and other interior structural components of the building and in fact vary from the dimensions that would be determined by using the description and definition of the "Unit" set forth in the Prospectus and the Declaration. For your reference, the area of the Unit, determined in accordance with Unit boundaries as defined in the Prospectus and the Declaration is less than the square footage reflected here. The configuration and use of space or the floor plan design may vary from that in the Prospectus and Declaration because the Developer has reserved the right in the Prospectus to make design, dimension, specification, and plan changes at any time, in the Developer's discretion, without notice to Unit buyers. Note that measurements of rooms set forth on this floor plan are generally taken at the greatest points of each given room (as if the room were a perfect rectangle), without regard for any cutouts. Accordingly, the area of the actual room will typically be smaller than the product obtained by multiplying the stated length times width. All dimensions are approximate and may vary with actual construction, and all floor plans and development plans are subject to change. The furnishings and décor illustrated are not included with the purchase of the Unit. See Prospectus for additional information regarding what is offered with the Unit and the calculation of Unit square footage and dimensions.

# BH02

## BRICKELL HEIGHTS



**RESIDENCE 3906/4006/4106/4206/4306/4406**  
**3 BEDROOMS / 3 1/2 BATHS**



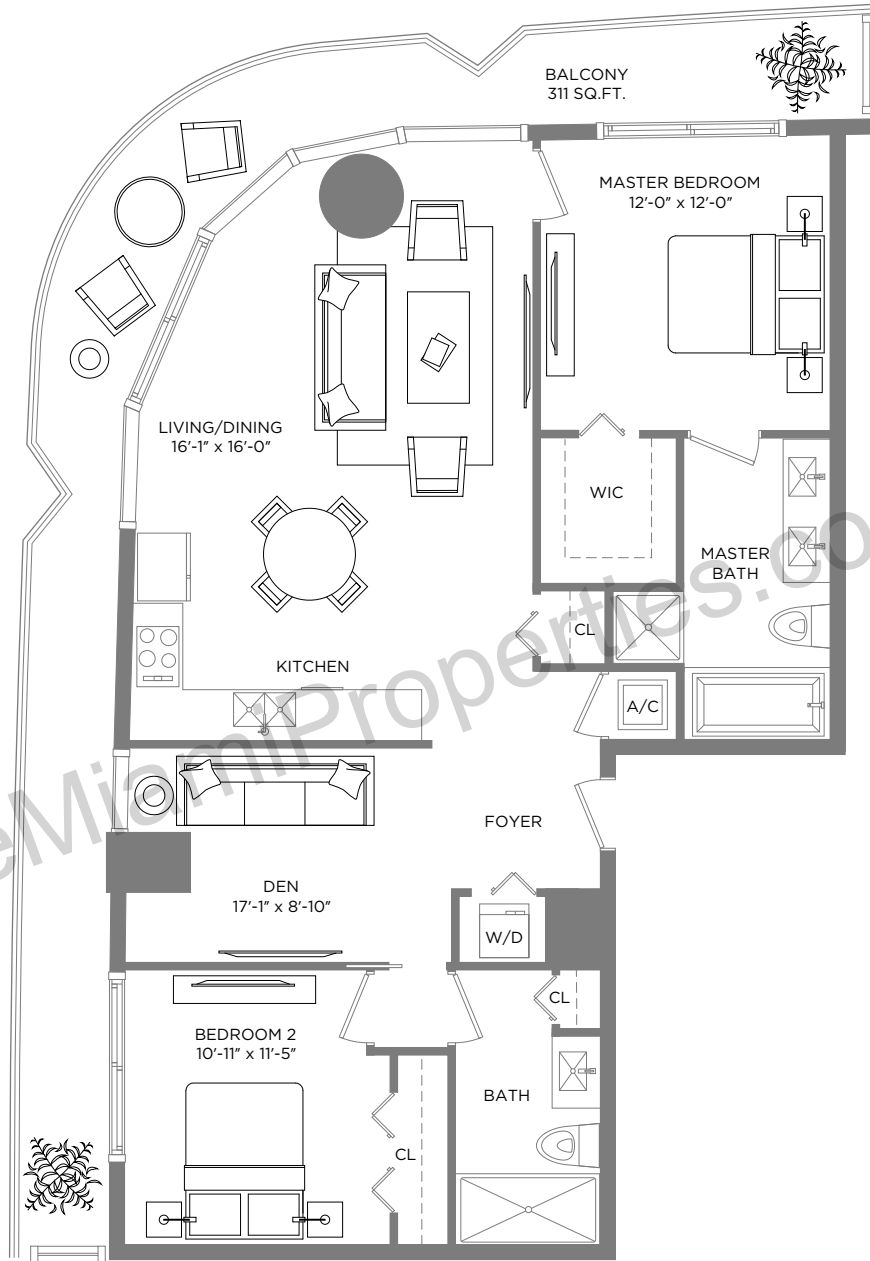
**A/C INTERIOR AREA 1,426 SQ.FT. / 132.47 SQ.M. TERRACE AREA 335 SQ.FT. / 31.12 SQ.M. TOTAL RESIDENCE 1,761 SQ.FT. / 163.59 SQ.M.**

\*\*\* Terrace configurations vary from floor to floor and may include cut-outs. For an accurate depiction of the terrace configuration, see Exhibit "2" to the Declaration.

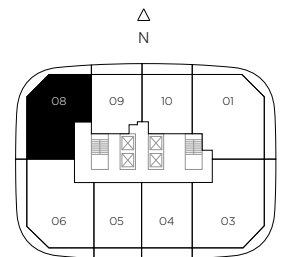
Each purchaser is advised that there are various methods for calculating the square footage of a Unit, and that depending on the method of calculation, the quoted square footage of a Unit in advertising materials may vary from the square footage of a Unit as stated or described in the Prospectus and the Declaration. The dimensions of the Unit shown in these floor plans have been calculated from the exterior boundaries of the exterior walls to the centerline of interior demising walls, including common elements such as structural walls and other interior structural components of the building and in fact vary from the dimensions that would be determined by using the description and definition of the "Unit" set forth in the Prospectus and the Declaration. For your reference, the area of the Unit, determined in accordance with Unit boundaries as defined in the Prospectus and the Declaration is less than the square footage reflected here. The configuration and use of space or the floor plan design may vary from that in the Prospectus and Declaration because the Developer has reserved the right in the Prospectus to make design, dimension, specification, and plan changes at any time, in the Developer's discretion, without notice to Unit buyers. Note that measurements of rooms set forth on this floor plan are generally taken at the greatest points of each given room (as if the room were a perfect rectangle), without regard for any cutouts. Accordingly, the area of the actual room will typically be smaller than the product obtained by multiplying the stated length times width. All dimensions are approximate and may vary with actual construction, and all floor plans and development plans are subject to change. The furnishings and décor illustrated are not included with the purchase of the Unit. See Prospectus for additional information regarding what is offered with the Unit and the calculation of Unit square footage and dimensions.

# BH02

## BRICKELL HEIGHTS



**RESIDENCE 3908/4008**  
2 BEDROOMS / 2 BATHS + DEN



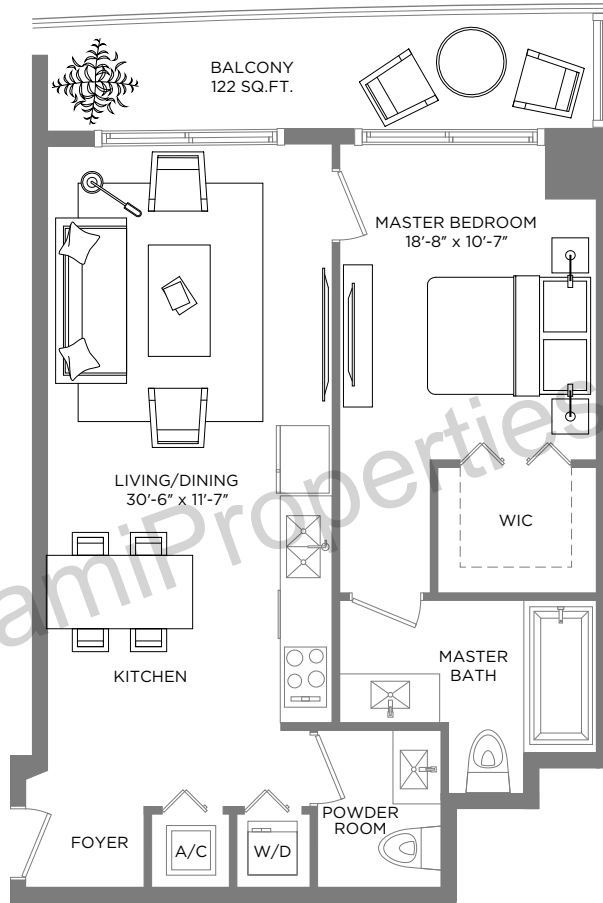
**A/C INTERIOR AREA 1,212 SQ.FT. / 112.59 SQ.M. TERRACE AREA 311 SQ.FT. / 28.89 SQ.M. TOTAL RESIDENCE 1,523 SQ.FT. / 141.48 SQ.M.**

\*\*\* Terrace configurations vary from floor to floor and may include cut-outs. For an accurate depiction of the terrace configuration, see Exhibit "2" to the Declaration.

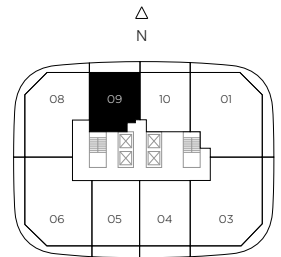
Each purchaser is advised that there are various methods for calculating the square footage of a Unit, and that depending on the method of calculation, the quoted square footage of a Unit in advertising materials may vary from the square footage of a Unit as stated or described in the Prospectus and the Declaration. The dimensions of the Unit shown in these floor plans have been calculated from the exterior boundaries of the exterior walls to the centerline of interior demising walls, including common elements such as structural walls and other interior structural components of the building and in fact vary from the dimensions that would be determined by using the description and definition of the "Unit" set forth in the Prospectus and the Declaration. For your reference, the area of the Unit, determined in accordance with Unit boundaries as defined in the Prospectus and the Declaration is less than the square footage reflected here. The configuration and use of space or the floor plan design may vary from that in the Prospectus and Declaration because the Developer has reserved the right in the Prospectus to make design, dimension, specification, and plan changes at any time, in the Developer's discretion, without notice to Unit buyers. Note that measurements of rooms set forth on this floor plan are generally taken at the greatest points of each given room (as if the room were a perfect rectangle), without regard for any cutouts. Accordingly, the area of the actual room will typically be smaller than the product obtained by multiplying the stated length times width. All dimensions are approximate and may vary with actual construction, and all floor plans and development plans are subject to change. The furnishings and décor illustrated are not included with the purchase of the Unit. See Prospectus for additional information regarding what is offered with the Unit and the calculation of Unit square footage and dimensions.

# BH02

## BRICKELL HEIGHTS



**RESIDENCE 3909/4009/4109/4209**  
**1 BEDROOM / 1 1/2 BATHS**



**A/C INTERIOR AREA 796 SQ.FT. / 73.95 SQ.M. TERRACE AREA 122 SQ.FT. / 11.33 SQ.M. TOTAL RESIDENCE 818 SQ.FT. / 85.28 SQ.M.**

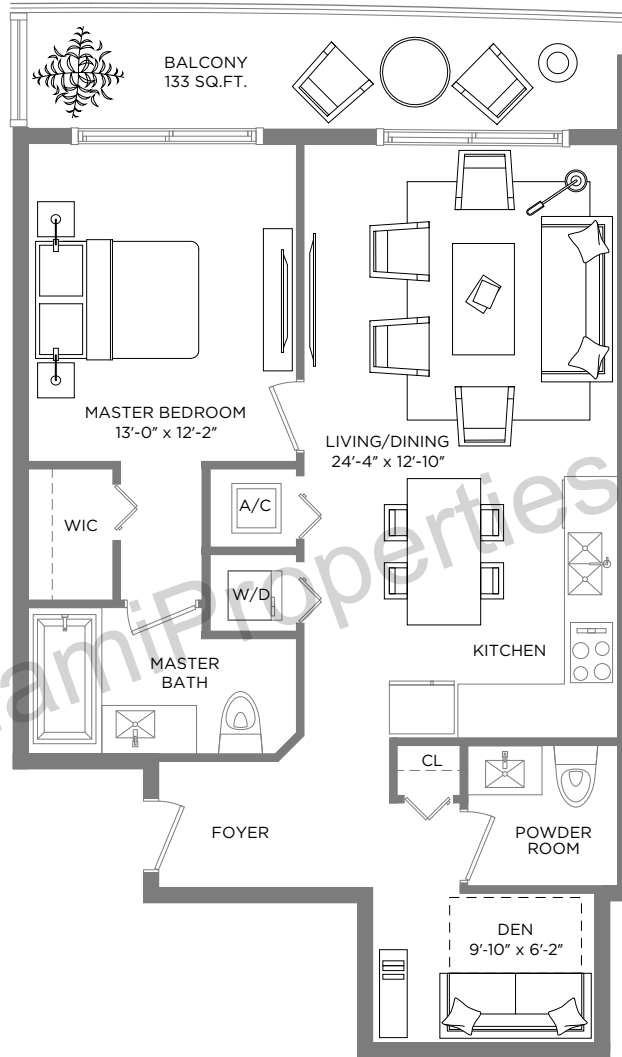
\*\*\* Terrace configurations vary from floor to floor and may include cut-outs. For an accurate depiction of the terrace configuration, see Exhibit "2" to the Declaration.

Each purchaser is advised that there are various methods for calculating the square footage of a Unit, and that depending on the method of calculation, the quoted square footage of a Unit in advertising materials may vary from the square footage of a Unit as stated or described in the Prospectus and the Declaration. The dimensions of the Unit shown in these floor plans have been calculated from the exterior boundaries of the exterior walls to the centerline of interior demising walls, including common elements such as structural walls and other interior structural components of the building and in fact vary from the dimensions that would be determined by using the description and definition of the "Unit" set forth in the Prospectus and the Declaration. For your reference, the area of the Unit, determined in accordance with Unit boundaries as defined in the Prospectus and the Declaration is less than the square footage reflected here. The configuration and use of space or the floor plan design may vary from that in the Prospectus and Declaration because the Developer has reserved the right in the Prospectus to make design, dimension, specification, and plan changes at any time, in the Developer's discretion, without notice to Unit buyers. Note that measurements of rooms set forth on this floor plan are generally taken at the greatest points of each given room (as if the room were a perfect rectangle), without regard for any cutouts. Accordingly, the area of the actual room will typically be smaller than the product obtained by multiplying the stated length times width. All dimensions are approximate and may vary with actual construction, and all floor plans and development plans are subject to change. The furnishings and décor illustrated are not included with the purchase of the Unit. See Prospectus for additional information regarding what is offered with the Unit and the calculation of Unit square footage and dimensions.

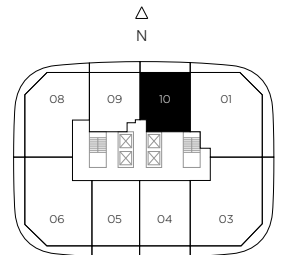
12.09.14

# BH02

## BRICKELL HEIGHTS



**RESIDENCE 3910/4010/4110/4210**  
**1 BEDROOM / 1 1/2 BATHS + DEN**



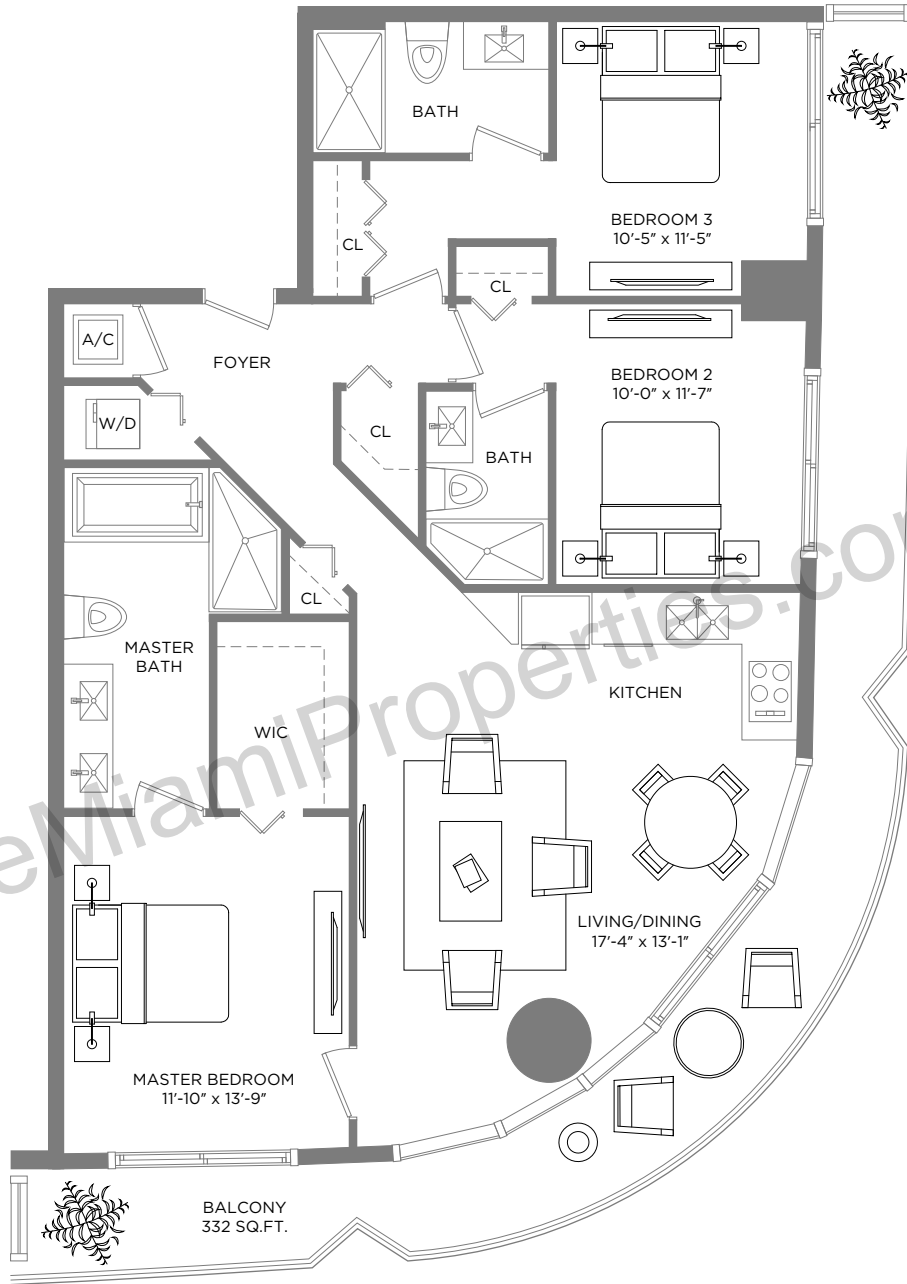
**A/C INTERIOR AREA 903 SQ.FT. / 83.89 SQ.M. TERRACE AREA 133 SQ.FT. / 12.35 SQ.M. TOTAL RESIDENCE 1,036 SQ.FT. / 96.24 SQ.M.**

\*\*\* Terrace configurations vary from floor to floor and may include cut-outs. For an accurate depiction of the terrace configuration, see Exhibit "2" to the Declaration.

Each purchaser is advised that there are various methods for calculating the square footage of a Unit, and that depending on the method of calculation, the quoted square footage of a Unit in advertising materials may vary from the square footage of a Unit as stated or described in the Prospectus and the Declaration. The dimensions of the Unit shown in these floor plans have been calculated from the exterior boundaries of the exterior walls to the centerline of interior demising walls, including common elements such as structural walls and other interior structural components of the building and in fact vary from the dimensions that would be determined by using the description and definition of the "Unit" set forth in the Prospectus and the Declaration. For your reference, the area of the Unit, determined in accordance with Unit boundaries as defined in the Prospectus and the Declaration is less than the square footage reflected here. The configuration and use of space or the floor plan design may vary from that in the Prospectus and Declaration because the Developer has reserved the right in the Prospectus to make design, dimension, specification, and plan changes at any time, in the Developer's discretion, without notice to Unit buyers. Note that measurements of rooms set forth on this floor plan are generally taken at the greatest points of each given room (as if the room were a perfect rectangle), without regard for any cutouts. Accordingly, the area of the actual room will typically be smaller than the product obtained by multiplying the stated length times width. All dimensions are approximate and may vary with actual construction, and all floor plans and development plans are subject to change. The furnishings and décor illustrated are not included with the purchase of the Unit. See Prospectus for additional information regarding what is offered with the Unit and the calculation of Unit square footage and dimensions.

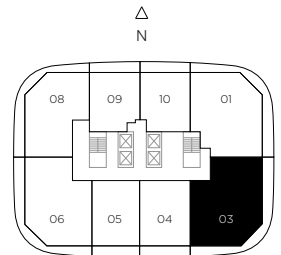
# BH02

## BRICKELL HEIGHTS



### RESIDENCE 4003

3 BEDROOMS / 3 BATHS



**A/C INTERIOR AREA** 1,356 SQ.FT. / 125.97 SQ.M. **TERRACE AREA** 332 SQ.FT. / 30.84 SQ.M. **TOTAL RESIDENCE** 1,688 SQ.FT. / 156.81 SQ.M.

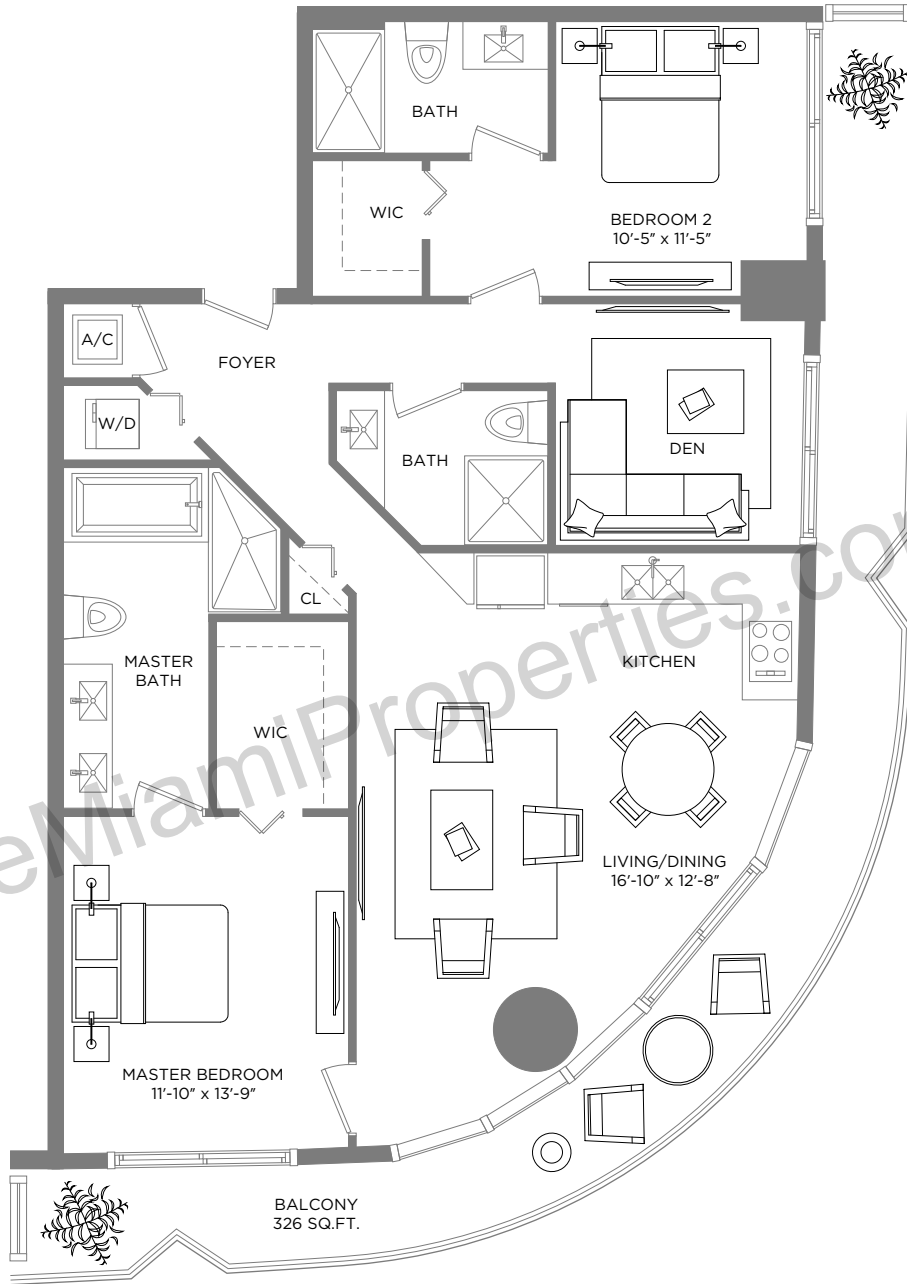
\*\*\* Terrace configurations vary from floor to floor and may include cut-outs. For an accurate depiction of the terrace configuration, see Exhibit "2" to the Declaration.

Each purchaser is advised that there are various methods for calculating the square footage of a Unit, and that depending on the method of calculation, the quoted square footage of a Unit in advertising materials may vary from the square footage of a Unit as stated or described in the Prospectus and the Declaration. The dimensions of the Unit shown in these floor plans have been calculated from the exterior boundaries of the exterior walls to the centerline of interior demising walls, including common elements such as structural walls and other interior structural components of the building and in fact vary from the dimensions that would be determined by using the description and definition of the "Unit" set forth in the Prospectus and the Declaration. For your reference, the area of the Unit, determined in accordance with Unit boundaries as defined in the Prospectus and the Declaration is less than the square footage reflected here. The configuration and use of space or the floor plan design may vary from that in the Prospectus and Declaration because the Developer has reserved the right in the Prospectus to make design, dimension, specification, and plan changes at any time, in the Developer's discretion, without notice to Unit buyers. Note that measurements of rooms set forth on this floor plan are generally taken at the greatest points of each given room (as if the room were a perfect rectangle), without regard for any cutouts. Accordingly, the area of the actual room will typically be smaller than the product obtained by multiplying the stated length times width. All dimensions are approximate and may vary with actual construction, and all floor plans and development plans are subject to change. The furnishings and décor illustrated are not included with the purchase of the Unit. See Prospectus for additional information regarding what is offered with the Unit and the calculation of Unit square footage and dimensions.



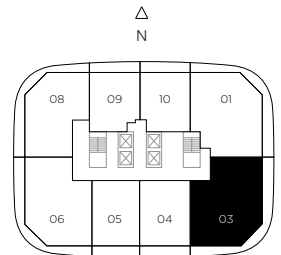
# BH02

## BRICKELL HEIGHTS



### RESIDENCE 4103

2 BEDROOMS / 3 BATHS + DEN



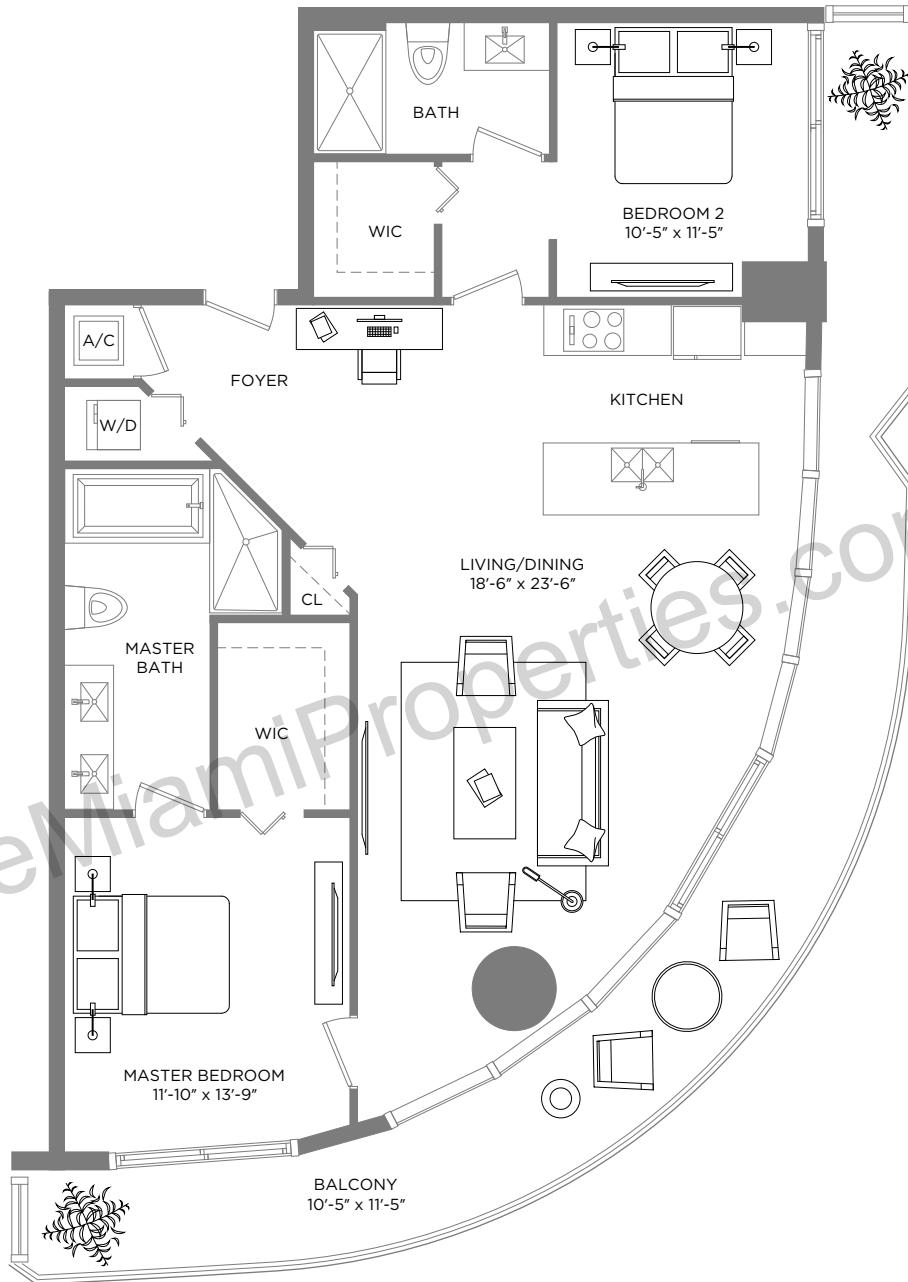
**A/C INTERIOR AREA** 1,340 SQ.FT. / 124.49 SQ.M. **TERRACE AREA** 326 SQ.FT. / 30.28 SQ.M. **TOTAL RESIDENCE** 1,666 SQ.FT. / 154.77 SQ.M.

\*\*\* Terrace configurations vary from floor to floor and may include cut-outs. For an accurate depiction of the terrace configuration, see Exhibit "2" to the Declaration.

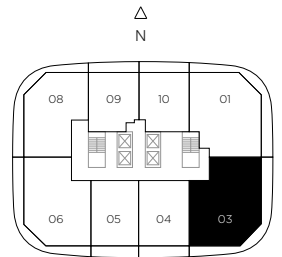
Each purchaser is advised that there are various methods for calculating the square footage of a Unit, and that depending on the method of calculation, the quoted square footage of a Unit in advertising materials may vary from the square footage of a Unit as stated or described in the Prospectus and the Declaration. The dimensions of the Unit shown in these floor plans have been calculated from the exterior boundaries of the exterior walls to the centerline of interior demising walls, including common elements such as structural walls and other interior structural components of the building and in fact vary from the dimensions that would be determined by using the description and definition of the "Unit" set forth in the Prospectus and the Declaration. For your reference, the area of the Unit, determined in accordance with Unit boundaries as defined in the Prospectus and the Declaration is less than the square footage reflected here. The configuration and use of space or the floor plan design may vary from that in the Prospectus and Declaration because the Developer has reserved the right in the Prospectus to make design, dimension, specification, and plan changes at any time, in the Developer's discretion, without notice to Unit buyers. Note that measurements of rooms set forth on this floor plan are generally taken at the greatest points of each given room (as if the room were a perfect rectangle), without regard for any cutouts. Accordingly, the area of the actual room will typically be smaller than the product obtained by multiplying the stated length times width. All dimensions are approximate and may vary with actual construction, and all floor plans and development plans are subject to change. The furnishings and décor illustrated are not included with the purchase of the Unit. See Prospectus for additional information regarding what is offered with the Unit and the calculation of Unit square footage and dimensions.

# BH 02

## BRICKELL HEIGHTS



RESIDENCE 4203  
2 BEDROOMS / 2 BATHS



A/C INTERIOR AREA 1,299 SQ.FT./120.68 SQ.M. TERRACE AREA 343 SQ.FT./ 31.86 SQ.M. TOTAL RESIDENCE 1,642 SQ.FT./152.54 SQ.M.

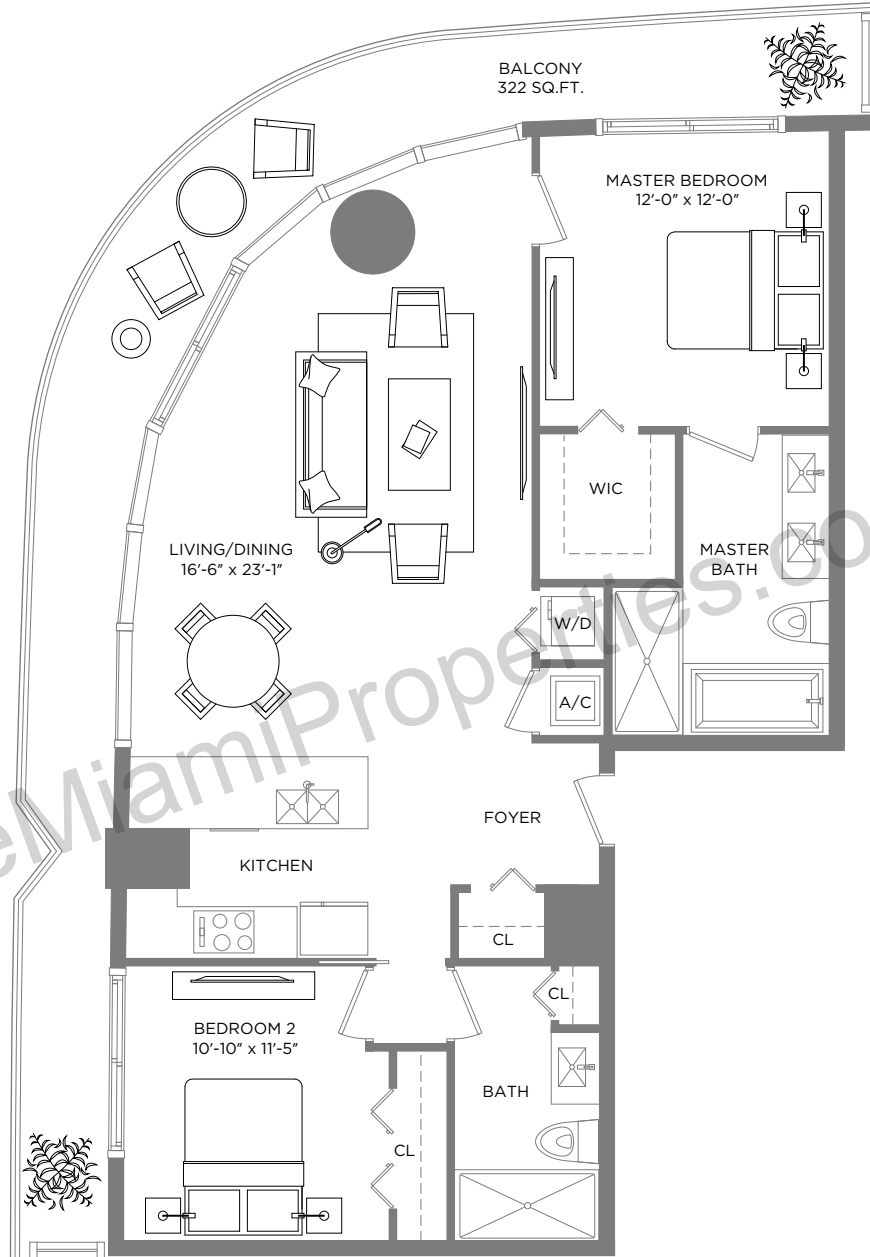
\*\* Terrace configurations vary from floor to floor and may include cut-outs. For an accurate depiction of the terrace configuration, see Exhibit "2" to the Declaration.

Each purchaser is advised that there are various methods for calculating the square footage of a Unit, and that depending on the method of calculation, the quoted square footage of a Unit in advertising materials may vary from the square footage of a Unit as stated or described in the Prospectus and the Declaration. The dimensions of the Unit shown in these floor plans have been calculated from the exterior boundaries of the exterior walls to the centerline of interior demising walls, including common elements such as structural walls and other interior structural components of the building and in fact vary from the dimensions that would be determined by using the description and definition of the "Unit" set forth in the Prospectus and the Declaration. For your reference, the area of the Unit, determined in accordance with Unit boundaries as defined in the Prospectus and the Declaration is less than the square footage reflected here. The configuration and use of space or the floor plan design may vary from that in the Prospectus and Declaration because the Developer has reserved the right in the Prospectus to make design, dimension, specification, and plan changes at any time, in the Developer's discretion, without notice to Unit buyers. Note that measurements of rooms set forth on this floor plan are generally taken at the greatest points of each given room (as if the room were a perfect rectangle), without regard for any cutouts. Accordingly, the area of the actual room will typically be smaller than the product obtained by multiplying the stated length times width. All dimensions are approximate and may vary with actual construction, and all floor plans and development plans are subject to change. The furnishings and décor illustrated are not included with the purchase of the Unit. See Prospectus for additional information regarding what is offered with the Unit and the calculation of Unit square footage and dimensions.

12.09.14

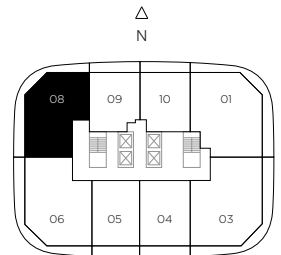
# BH02

## BRICKELL HEIGHTS



## RESIDENCE 4208

2 BEDROOMS / 2 BATHS



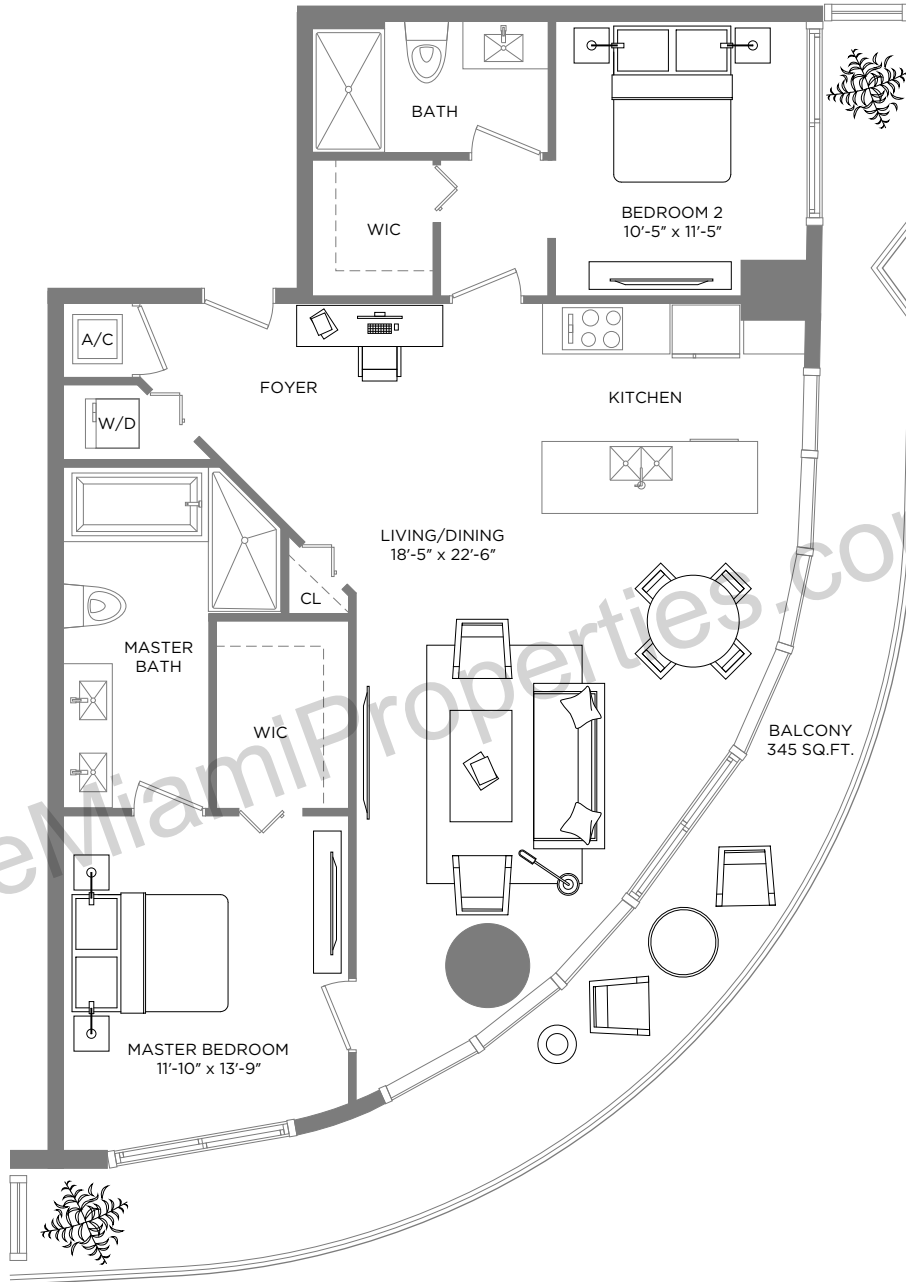
**A/C INTERIOR AREA** 1,174 SQ.FT. / 109.06 SQ.M. **TERRACE AREA** 322 SQ.FT. / 29.91 SQ.M. **TOTAL RESIDENCE** 1,496 SQ.FT. / 138.97 SQ.M.

\*\*\* Terrace configurations vary from floor to floor and may include cut-outs. For an accurate depiction of the terrace configuration, see Exhibit "2" to the Declaration.

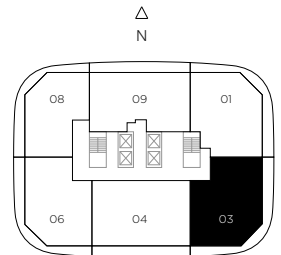
Each purchaser is advised that there are various methods for calculating the square footage of a Unit, and that depending on the method of calculation, the quoted square footage of a Unit in advertising materials may vary from the square footage of a Unit as stated or described in the Prospectus and the Declaration. The dimensions of the Unit shown in these floor plans have been calculated from the exterior boundaries of the exterior walls to the centerline of interior demising walls, including common elements such as structural walls and other interior structural components of the building and in fact vary from the dimensions that would be determined by using the description and definition of the "Unit" set forth in the Prospectus and the Declaration. For your reference, the area of the Unit, determined in accordance with Unit boundaries as defined in the Prospectus and the Declaration is less than the square footage reflected here. The configuration and use of space or the floor plan design may vary from that in the Prospectus and Declaration because the Developer has reserved the right in the Prospectus to make design, dimension, specification, and plan changes at any time, in the Developer's discretion, without notice to Unit buyers. Note that measurements of rooms set forth on this floor plan are generally taken at the greatest points of each given room (as if the room were a perfect rectangle), without regard for any cutouts. Accordingly, the area of the actual room will typically be smaller than the product obtained by multiplying the stated length times width. All dimensions are approximate and may vary with actual construction, and all floor plans and development plans are subject to change. The furnishings and décor illustrated are not included with the purchase of the Unit. See Prospectus for additional information regarding what is offered with the Unit and the calculation of Unit square footage and dimensions.

# BH02

## BRICKELL HEIGHTS



**RESIDENCE 4303**  
2 BEDROOMS / 2 BATHS



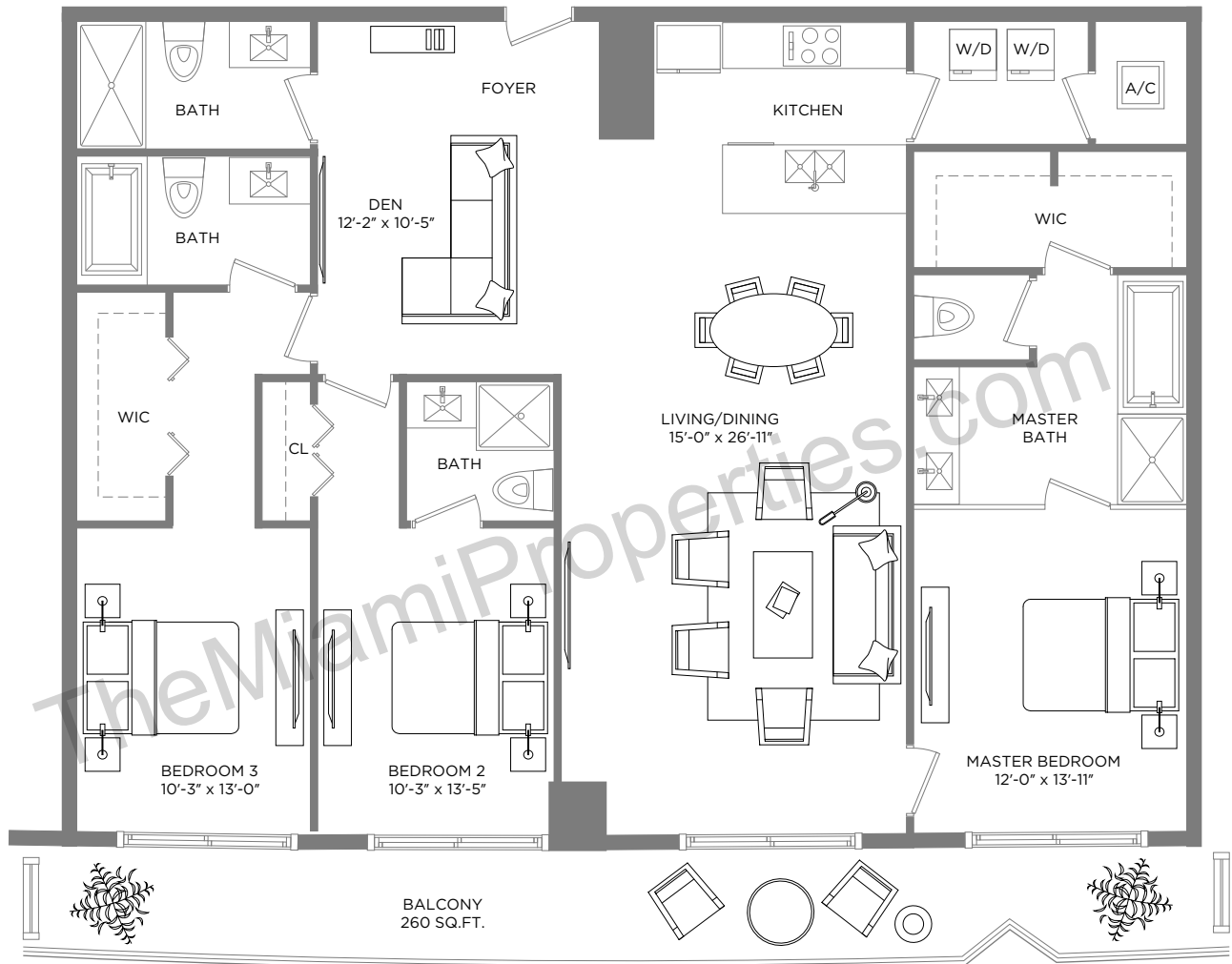
**A/C INTERIOR AREA** 1,253 SQ.FT. / 116.40 SQ.M. **TERRACE AREA** 345 SQ.FT. / 32.05 SQ.M. **TOTAL RESIDENCE** 1,598 SQ.FT. / 148.45 SQ.M.

\*\*\* Terrace configurations vary from floor to floor and may include cut-outs. For an accurate depiction of the terrace configuration, see Exhibit "2" to the Declaration.

Each purchaser is advised that there are various methods for calculating the square footage of a Unit, and that depending on the method of calculation, the quoted square footage of a Unit in advertising materials may vary from the square footage of a Unit as stated or described in the Prospectus and the Declaration. The dimensions of the Unit shown in these floor plans have been calculated from the exterior boundaries of the exterior walls to the centerline of interior demising walls, including common elements such as structural walls and other interior structural components of the building and in fact vary from the dimensions that would be determined by using the description and definition of the "Unit" set forth in the Prospectus and the Declaration. For your reference, the area of the Unit, determined in accordance with Unit boundaries as defined in the Prospectus and the Declaration is less than the square footage reflected here. The configuration and use of space or the floor plan design may vary from that in the Prospectus and Declaration because the Developer has reserved the right in the Prospectus to make design, dimension, specification, and plan changes at any time, in the Developer's discretion, without notice to Unit buyers. Note that measurements of rooms set forth on this floor plan are generally taken at the greatest points of each given room (as if the room were a perfect rectangle), without regard for any cutouts. Accordingly, the area of the actual room will typically be smaller than the product obtained by multiplying the stated length times width. All dimensions are approximate and may vary with actual construction, and all floor plans and development plans are subject to change. The furnishings and décor illustrated are not included with the purchase of the Unit. See Prospectus for additional information regarding what is offered with the Unit and the calculation of Unit square footage and dimensions.

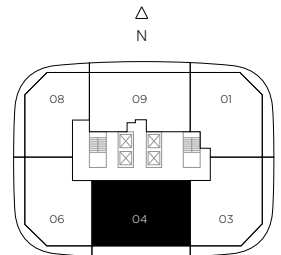
# BH02

## BRICKELL HEIGHTS



## RESIDENCE 4304

3 BEDROOMS / 4 BATHS + DEN



**A/C INTERIOR AREA** 1,912 SQ.FT. / 177.63 SQ.M. **TERRACE AREA** 260 SQ.FT. / 24.15 SQ.M. **TOTAL RESIDENCE** 2,172 SQ.FT. / 201.78 SQ.M.

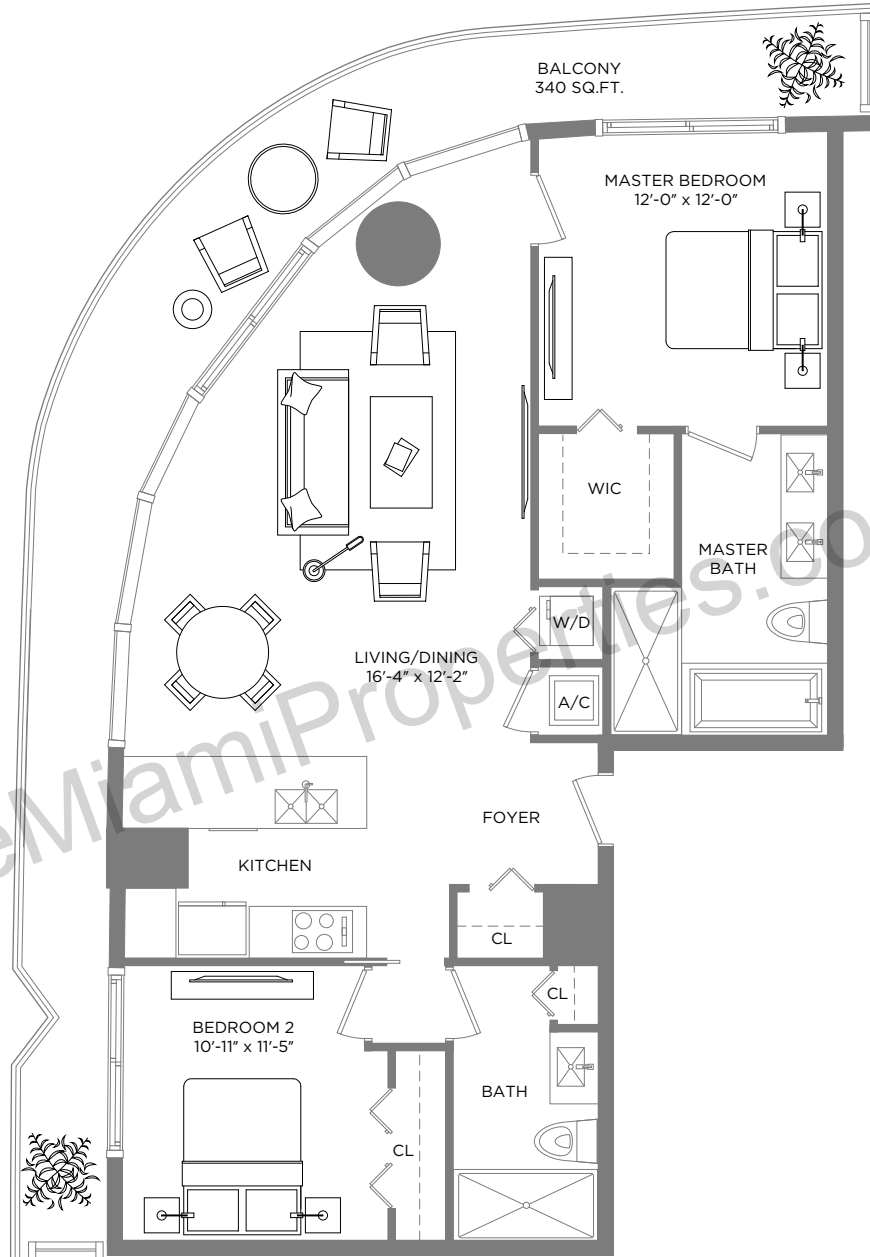
\*\*\* Terrace configurations vary from floor to floor and may include cut-outs. For an accurate depiction of the terrace configuration, see Exhibit "2" to the Declaration.

Each purchaser is advised that there are various methods for calculating the square footage of a Unit, and that depending on the method of calculation, the quoted square footage of a Unit in advertising materials may vary from the square footage of a Unit as stated or described in the Prospectus and the Declaration. The dimensions of the Unit shown in these floor plans have been calculated from the exterior boundaries of the exterior walls to the centerline of interior demising walls, including common elements such as structural walls and other interior structural components of the building and in fact vary from the dimensions that would be determined by using the description and definition of the "Unit" set forth in the Prospectus and the Declaration. For your reference, the area of the Unit, determined in accordance with Unit boundaries as defined in the Prospectus and the Declaration is less than the square footage reflected here. The configuration and use of space or the floor plan design may vary from that in the Prospectus and Declaration because the Developer has reserved the right in the Prospectus to make design, dimension, specification, and plan changes at any time, in the Developer's discretion, without notice to Unit buyers. Note that measurements of rooms set forth on this floor plan are generally taken at the greatest points of each given room (as if the room were a perfect rectangle), without regard for any cutouts. Accordingly, the area of the actual room will typically be smaller than the product obtained by multiplying the stated length times width. All dimensions are approximate and may vary with actual construction, and all floor plans and development plans are subject to change. The furnishings and décor illustrated are not included with the purchase of the Unit. See Prospectus for additional information regarding what is offered with the Unit and the calculation of Unit square footage and dimensions.

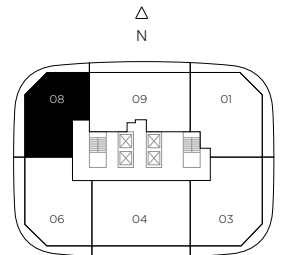
12.09.14

# BH02

## BRICKELL HEIGHTS



**RESIDENCE 4308**  
2 BEDROOMS / 2 BATHS



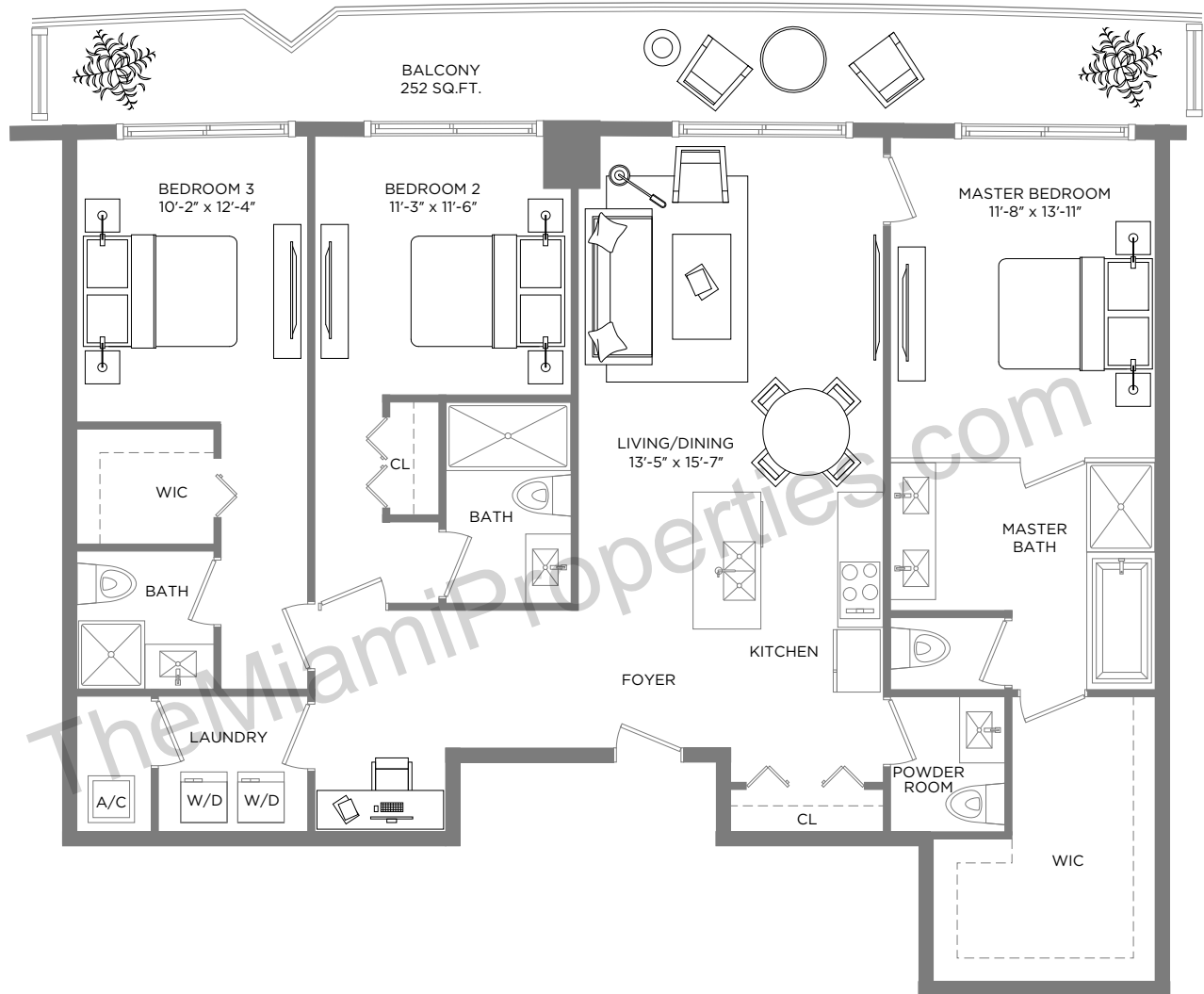
**A/C INTERIOR AREA 1,147 SQ.FT. / 106.55 SQ.M. TERRACE AREA 340 SQ.FT. / 31.58 SQ.M. TOTAL RESIDENCE 1,487 SQ.FT. / 138.13 SQ.M.**

\*\*\* Terrace configurations vary from floor to floor and may include cut-outs. For an accurate depiction of the terrace configuration, see Exhibit "2" to the Declaration.

Each purchaser is advised that there are various methods for calculating the square footage of a Unit, and that depending on the method of calculation, the quoted square footage of a Unit in advertising materials may vary from the square footage of a Unit as stated or described in the Prospectus and the Declaration. The dimensions of the Unit shown in these floor plans have been calculated from the exterior boundaries of the exterior walls to the centerline of interior demising walls, including common elements such as structural walls and other interior structural components of the building and in fact vary from the dimensions that would be determined by using the description and definition of the "Unit" set forth in the Prospectus and the Declaration. For your reference, the area of the Unit, determined in accordance with Unit boundaries as defined in the Prospectus and the Declaration is less than the square footage reflected here. The configuration and use of space or the floor plan design may vary from that in the Prospectus and Declaration because the Developer has reserved the right in the Prospectus to make design, dimension, specification, and plan changes at any time, in the Developer's discretion, without notice to Unit buyers. Note that measurements of rooms set forth on this floor plan are generally taken at the greatest points of each given room (as if the room were a perfect rectangle), without regard for any cutouts. Accordingly, the area of the actual room will typically be smaller than the product obtained by multiplying the stated length times width. All dimensions are approximate and may vary with actual construction, and all floor plans and development plans are subject to change. The furnishings and décor illustrated are not included with the purchase of the Unit. See Prospectus for additional information regarding what is offered with the Unit and the calculation of Unit square footage and dimensions.

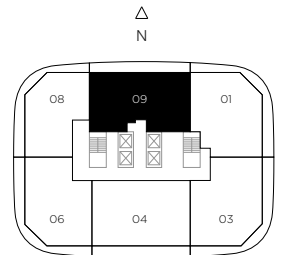
# BH02

## BRICKELL HEIGHTS



### RESIDENCE 4309

3 BEDROOMS / 3 1/2 BATHS



**A/C INTERIOR AREA** 1,708 SQ.FT. / 158.67 SQ.M. **TERRACE AREA** 252 SQ.FT. / 23.41 SQ.M. **TOTAL RESIDENCE** 1,960 SQ.FT. / 182.08 SQ.M.

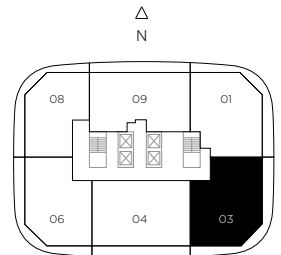
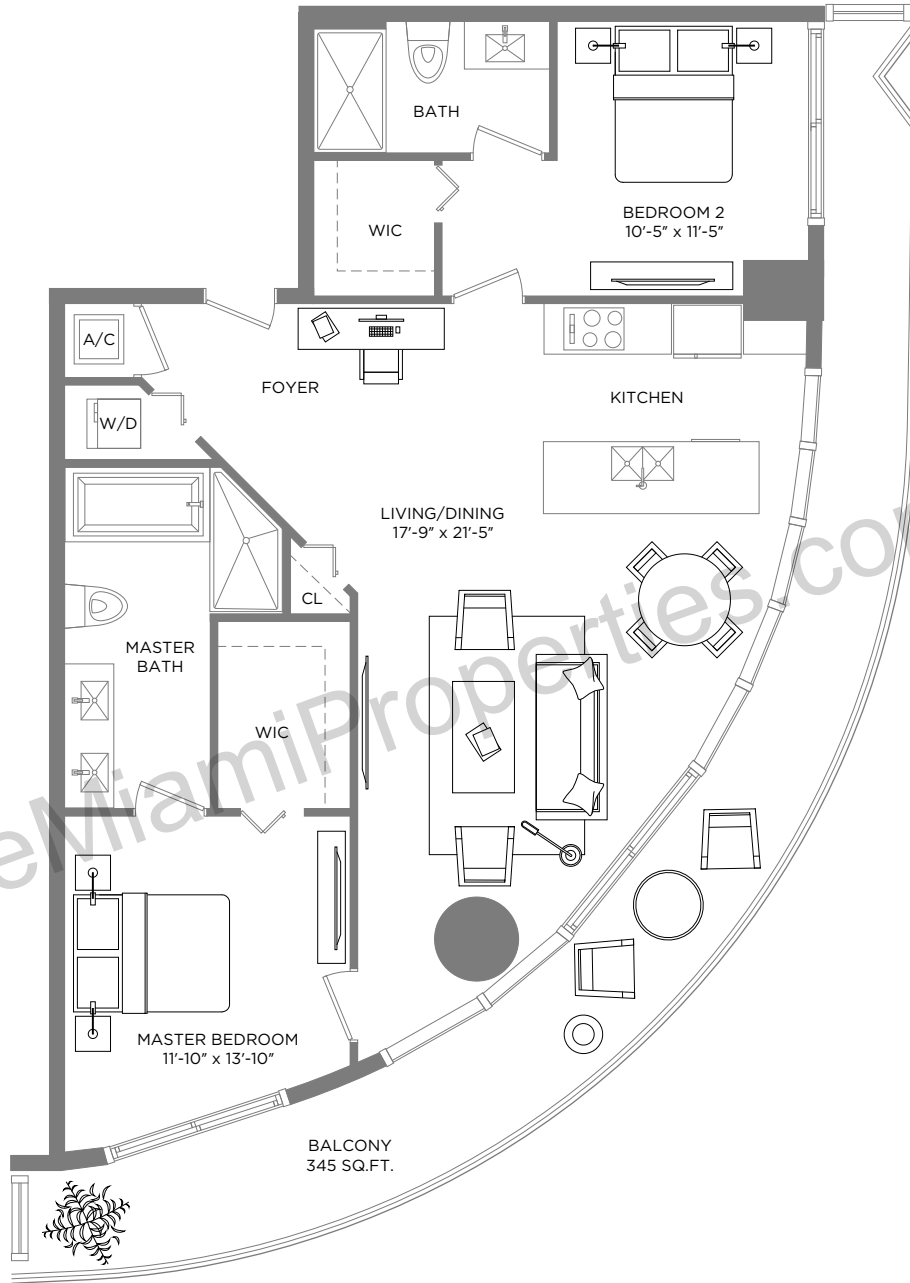
\*\*\* Terrace configurations vary from floor to floor and may include cut-outs. For an accurate depiction of the terrace configuration, see Exhibit "2" to the Declaration.

Each purchaser is advised that there are various methods for calculating the square footage of a Unit, and that depending on the method of calculation, the quoted square footage of a Unit in advertising materials may vary from the square footage of a Unit as stated or described in the Prospectus and the Declaration. The dimensions of the Unit shown in these floor plans have been calculated from the exterior boundaries of the exterior walls to the centerline of interior demising walls, including common elements such as structural walls and other interior structural components of the building and in fact vary from the dimensions that would be determined by using the description and definition of the "Unit" set forth in the Prospectus and the Declaration. For your reference, the area of the Unit, determined in accordance with Unit boundaries as defined in the Prospectus and the Declaration is less than the square footage reflected here. The configuration and use of space or the floor plan design may vary from that in the Prospectus and Declaration because the Developer has reserved the right in the Prospectus to make design, dimension, specification, and plan changes at any time, in the Developer's discretion, without notice to Unit buyers. Note that measurements of rooms set forth on this floor plan are generally taken at the greatest points of each given room (as if the room were a perfect rectangle), without regard for any cutouts. Accordingly, the area of the actual room will typically be smaller than the product obtained by multiplying the stated length times width. All dimensions are approximate and may vary with actual construction, and all floor plans and development plans are subject to change. The furnishings and décor illustrated are not included with the purchase of the Unit. See Prospectus for additional information regarding what is offered with the Unit and the calculation of Unit square footage and dimensions.

12.09.14

# BH02

## BRICKELL HEIGHTS



**A/C INTERIOR AREA 1,200 SQ.FT. / 111.48 SQ.M. TERRACE AREA 345 SQ.FT. / 32.05 SQ.M. TOTAL RESIDENCE 1,545 SQ.FT. / 143.53 SQ.M.**

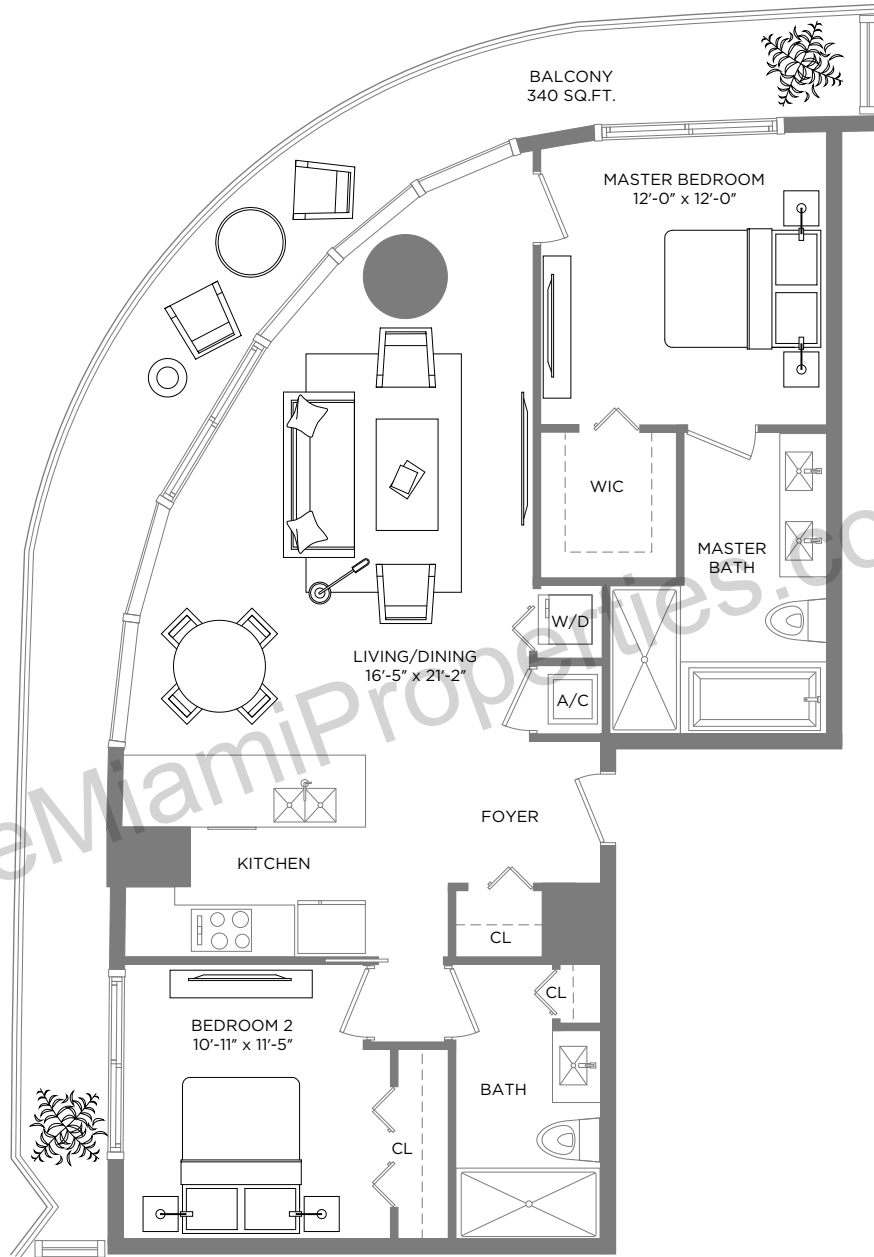
\*\*\* Terrace configurations vary from floor to floor and may include cut-outs. For an accurate depiction of the terrace configuration, see Exhibit "2" to the Declaration.

Each purchaser is advised that there are various methods for calculating the square footage of a Unit, and that depending on the method of calculation, the quoted square footage of a Unit in advertising materials may vary from the square footage of a Unit as stated or described in the Prospectus and the Declaration. The dimensions of the Unit shown in these floor plans have been calculated from the exterior boundaries of the exterior walls to the centerline of interior demising walls, including common elements such as structural walls and other interior structural components of the building and in fact vary from the dimensions that would be determined by using the description and definition of the "Unit" set forth in the Prospectus and the Declaration. For your reference, the area of the Unit, determined in accordance with Unit boundaries as defined in the Prospectus and the Declaration is less than the square footage reflected here. The configuration and use of space or the floor plan design may vary from that in the Prospectus and Declaration because the Developer has reserved the right in the Prospectus to make design, dimension, specification, and plan changes at any time, in the Developer's discretion, without notice to Unit buyers. Note that measurements of rooms set forth on this floor plan are generally taken at the greatest points of each given room (as if the room were a perfect rectangle), without regard for any cutouts. Accordingly, the area of the actual room will typically be smaller than the product obtained by multiplying the stated length times width. All dimensions are approximate and may vary with actual construction, and all floor plans and development plans are subject to change. The furnishings and décor illustrated are not included with the purchase of the Unit. See Prospectus for additional information regarding what is offered with the Unit and the calculation of Unit square footage and dimensions.

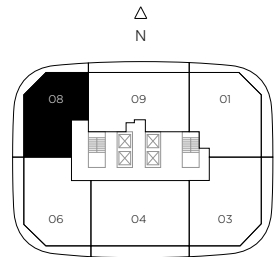


# BH02

## BRICKELL HEIGHTS



**RESIDENCE 4408**  
2 BEDROOMS / 2 BATHS



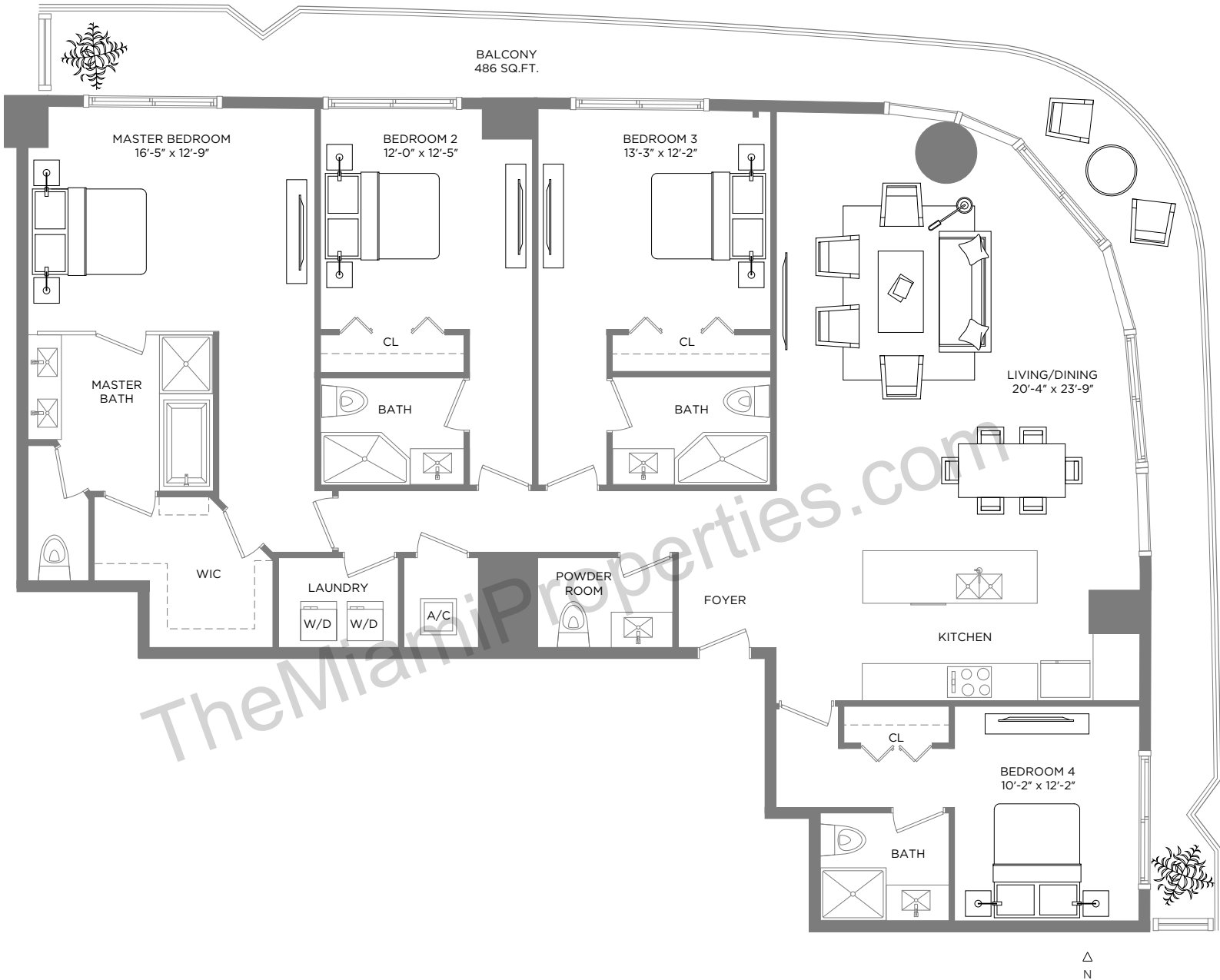
**A/C INTERIOR AREA 1,130 SQ.FT. / 104.98 SQ.M. TERRACE AREA 340 SQ.FT. / 31.58 SQ.M. TOTAL RESIDENCE 1,470 SQ.FT. / 136.56 SQ.M.**

\*\*\* Terrace configurations vary from floor to floor and may include cut-outs. For an accurate depiction of the terrace configuration, see Exhibit "2" to the Declaration.

Each purchaser is advised that there are various methods for calculating the square footage of a Unit, and that depending on the method of calculation, the quoted square footage of a Unit in advertising materials may vary from the square footage of a Unit as stated or described in the Prospectus and the Declaration. The dimensions of the Unit shown in these floor plans have been calculated from the exterior boundaries of the exterior walls to the centerline of interior demising walls, including common elements such as structural walls and other interior structural components of the building and in fact vary from the dimensions that would be determined by using the description and definition of the "Unit" set forth in the Prospectus and the Declaration. For your reference, the area of the Unit, determined in accordance with Unit boundaries as defined in the Prospectus and the Declaration is less than the square footage reflected here. The configuration and use of space or the floor plan design may vary from that in the Prospectus and Declaration because the Developer has reserved the right in the Prospectus to make design, dimension, specification, and plan changes at any time, in the Developer's discretion, without notice to Unit buyers. Note that measurements of rooms set forth on this floor plan are generally taken at the greatest points of each given room (as if the room were a perfect rectangle), without regard for any cutouts. Accordingly, the area of the actual room will typically be smaller than the product obtained by multiplying the stated length times width. All dimensions are approximate and may vary with actual construction, and all floor plans and development plans are subject to change. The furnishings and décor illustrated are not included with the purchase of the Unit. See Prospectus for additional information regarding what is offered with the Unit and the calculation of Unit square footage and dimensions.

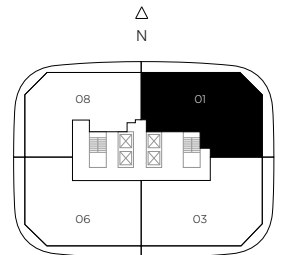
# BH02

## BRICKELL HEIGHTS



## RESIDENCE 4501

4 BEDROOMS / 4 1/2 BATHS



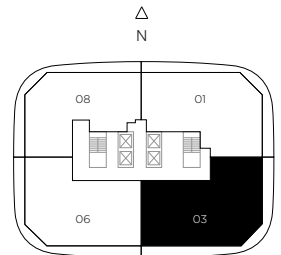
**A/C INTERIOR AREA** 2,388 SQ.FT. / 221.85 SQ.M. **TERRACE AREA** 486 SQ.FT. / 45.15 SQ.M. **TOTAL RESIDENCE** 2,874 SQ.FT. / 267 SQ.M.

\*\* Terrace configurations vary from floor to floor and may include cut-outs. For an accurate depiction of the terrace configuration, see Exhibit "2" to the Declaration.

Each purchaser is advised that there are various methods for calculating the square footage of a Unit, and that depending on the method of calculation, the quoted square footage of a Unit in advertising materials may vary from the square footage of a Unit as stated or described in the Prospectus and the Declaration. The dimensions of the Unit shown in these floor plans have been calculated from the exterior boundaries of the exterior walls to the centerline of interior demising walls, including common elements such as structural walls and other interior structural components of the building and in fact vary from the dimensions that would be determined by using the description and definition of the "Unit" set forth in the Prospectus and the Declaration. For your reference, the area of the Unit, determined in accordance with Unit boundaries as defined in the Prospectus and the Declaration is less than the square footage reflected here. The configuration and use of space or the floor plan design may vary from that in the Prospectus and Declaration because the Developer has reserved the right in the Prospectus to make design, dimension, specification, and plan changes at any time, in the Developer's discretion, without notice to Unit buyers. Note that measurements of rooms set forth on this floor plan are generally taken at the greatest points of each given room (as if the room were a perfect rectangle), without regard for any cutouts. Accordingly, the area of the actual room will typically be smaller than the product obtained by multiplying the stated length times width. All dimensions are approximate and may vary with actual construction, and all floor plans and development plans are subject to change. The furnishings and décor illustrated are not included with the purchase of the Unit. See Prospectus for additional information regarding what is offered with the Unit and the calculation of Unit square footage and dimensions.

# BH02

## BRICKELL HEIGHTS



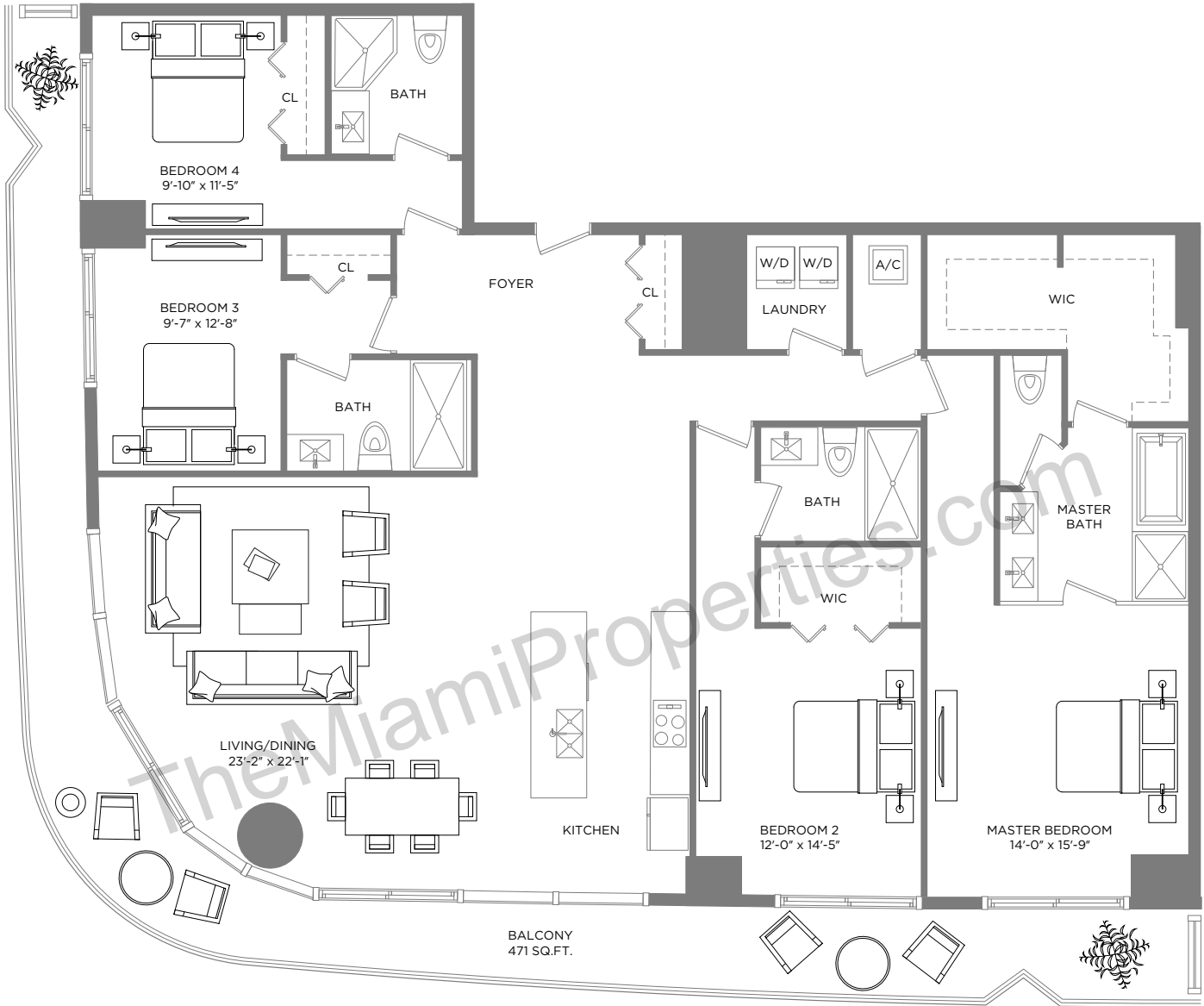
**A/C INTERIOR AREA 2,093 SQ.FT. / 194.44 SQ.M. TERRACE AREA 485 SQ.FT. / 45.05 SQ.M. TOTAL RESIDENCE 2,578 SQ.FT. / 239.49 SQ.M.**

\*\* Terrace configurations vary from floor to floor and may include cut-outs. For an accurate depiction of the terrace configuration, see Exhibit "2" to the Declaration.

Each purchaser is advised that there are various methods for calculating the square footage of a Unit, and that depending on the method of calculation, the quoted square footage of a Unit in advertising materials may vary from the square footage of a Unit as stated or described in the Prospectus and the Declaration. The dimensions of the Unit shown in these floor plans have been calculated from the exterior boundaries of the exterior walls to the centerline of interior demising walls, including common elements such as structural walls and other interior structural components of the building and in fact vary from the dimensions that would be determined by using the description and definition of the "Unit" set forth in the Prospectus and the Declaration. For your reference, the area of the Unit, determined in accordance with Unit boundaries as defined in the Prospectus and the Declaration is less than the square footage reflected here. The configuration and use of space or the floor plan design may vary from that in the Prospectus and Declaration because the Developer has reserved the right in the Prospectus to make design, dimension, specification, and plan changes at any time, in the Developer's discretion, without notice to Unit buyers. Note that measurements of rooms set forth on this floor plan are generally taken at the greatest points of each given room (as if the room were a perfect rectangle), without regard for any cutouts. Accordingly, the area of the actual room will typically be smaller than the product obtained by multiplying the stated length times width. All dimensions are approximate and may vary with actual construction, and all floor plans and development plans are subject to change. The furnishings and décor illustrated are not included with the purchase of the Unit. See Prospectus for additional information regarding what is offered with the Unit and the calculation of Unit square footage and dimensions.

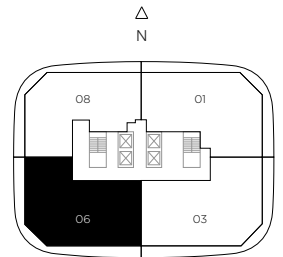
# BH02

## BRICKELL HEIGHTS



## RESIDENCE 4506

4 BEDROOMS / 4 BATHS



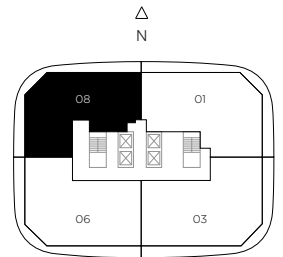
**A/C INTERIOR AREA** 2,366 SQ.FT. / 219.80 SQ.M. **TERRACE AREA** 471 SQ.FT. / 43.75 SQ.M. **TOTAL RESIDENCE** 2,837 SQ.FT. / 263.55 SQ.M.

\*\* Terrace configurations vary from floor to floor and may include cut-outs. For an accurate depiction of the terrace configuration, see Exhibit "2" to the Declaration.

Each purchaser is advised that there are various methods for calculating the square footage of a Unit, and that depending on the method of calculation, the quoted square footage of a Unit in advertising materials may vary from the square footage of a Unit as stated or described in the Prospectus and the Declaration. The dimensions of the Unit shown in these floor plans have been calculated from the exterior boundaries of the exterior walls to the centerline of interior demising walls, including common elements such as structural walls and other interior structural components of the building and in fact vary from the dimensions that would be determined by using the description and definition of the "Unit" set forth in the Prospectus and the Declaration. For your reference, the area of the Unit, determined in accordance with Unit boundaries as defined in the Prospectus and the Declaration is less than the square footage reflected here. The configuration and use of space or the floor plan design may vary from that in the Prospectus and Declaration because the Developer has reserved the right in the Prospectus to make design, dimension, specification, and plan changes at any time, in the Developer's discretion, without notice to Unit buyers. Note that measurements of rooms set forth on this floor plan are generally taken at the greatest points of each given room (as if the room were a perfect rectangle), without regard for any cutouts. Accordingly, the area of the actual room will typically be smaller than the product obtained by multiplying the stated length times width. All dimensions are approximate and may vary with actual construction, and all floor plans and development plans are subject to change. The furnishings and décor illustrated are not included with the purchase of the Unit. See Prospectus for additional information regarding what is offered with the Unit and the calculation of Unit square footage and dimensions.

12.09.14

## BRICKELL HEIGHTS



3 BEDROOMS / 3 BATHS

\*\* Terrace configurations vary from floor to floor and may include cut-outs. For an accurate depiction of the terrace configuration, see Exhibit "2" to the Declaration.

12.09.14

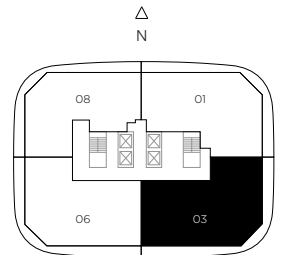
# BH02

## BRICKELL HEIGHTS



### RESIDENCE 4603

3 BEDROOMS / 3 1/2 BATHS



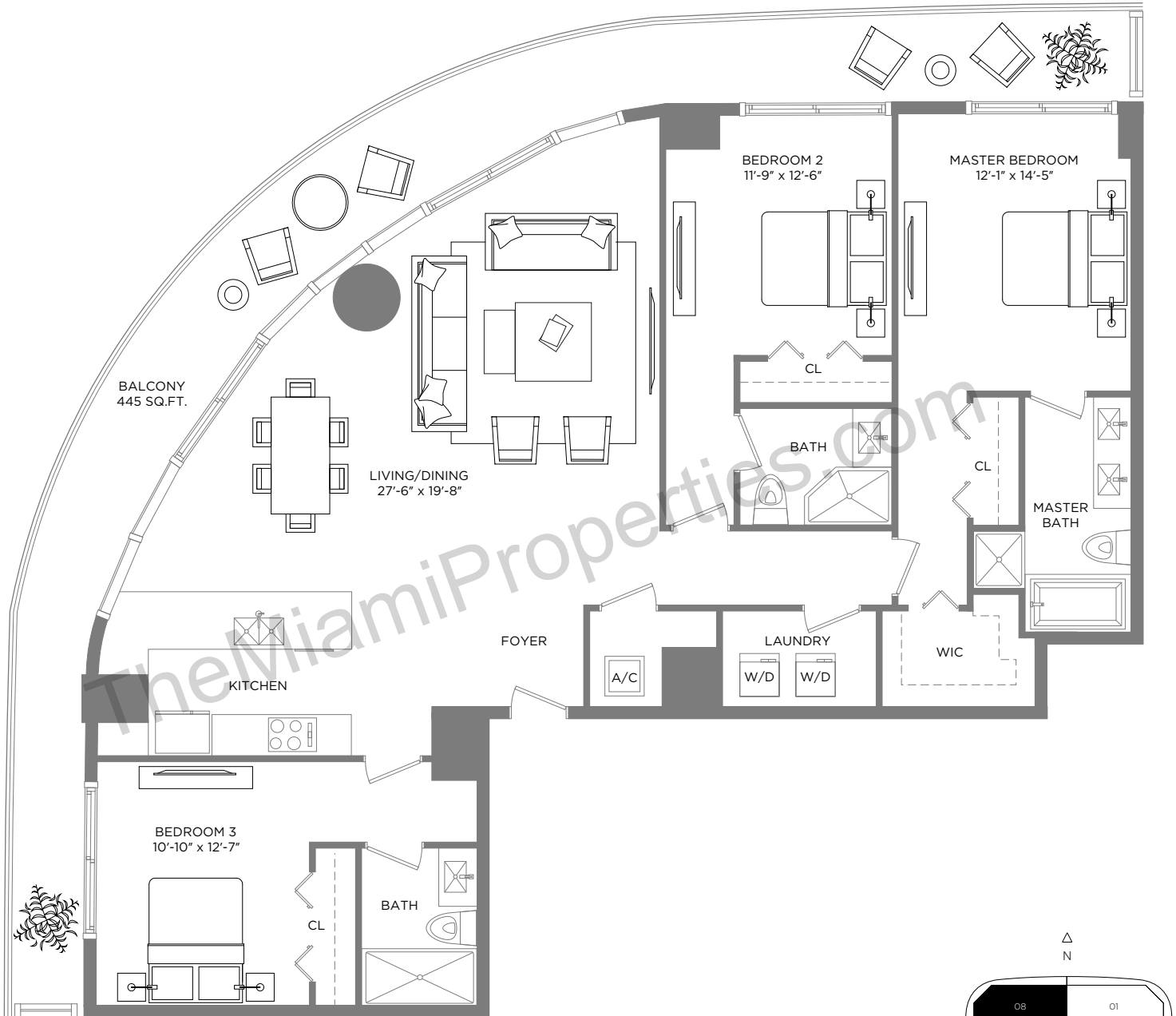
**A/C INTERIOR AREA** 2,021 SQ.FT. / 187.75 SQ.M. **TERRACE AREA** 455 SQ.FT. / 42.27 SQ.M. **TOTAL RESIDENCE** 2,476 SQ.FT. / 230.02 SQ.M.

\*\*\* Terrace configurations vary from floor to floor and may include cut-outs. For an accurate depiction of the terrace configuration, see Exhibit "2" to the Declaration.

Each purchaser is advised that there are various methods for calculating the square footage of a Unit, and that depending on the method of calculation, the quoted square footage of a Unit in advertising materials may vary from the square footage of a Unit as stated or described in the Prospectus and the Declaration. The dimensions of the Unit shown in these floor plans have been calculated from the exterior boundaries of the exterior walls to the centerline of interior demising walls, including common elements such as structural walls and other interior structural components of the building and in fact vary from the dimensions that would be determined by using the description and definition of the "Unit" set forth in the Prospectus and the Declaration. For your reference, the area of the Unit, determined in accordance with Unit boundaries as defined in the Prospectus and the Declaration is less than the square footage reflected here. The configuration and use of space or the floor plan design may vary from that in the Prospectus and Declaration because the Developer has reserved the right in the Prospectus to make design, dimension, specification, and plan changes at any time, in the Developer's discretion, without notice to Unit buyers. Note that measurements of rooms set forth on this floor plan are generally taken at the greatest points of each given room (as if the room were a perfect rectangle), without regard for any cutouts. Accordingly, the area of the actual room will typically be smaller than the product obtained by multiplying the stated length times width. All dimensions are approximate and may vary with actual construction, and all floor plans and development plans are subject to change. The furnishings and décor illustrated are not included with the purchase of the Unit. See Prospectus for additional information regarding what is offered with the Unit and the calculation of Unit square footage and dimensions.

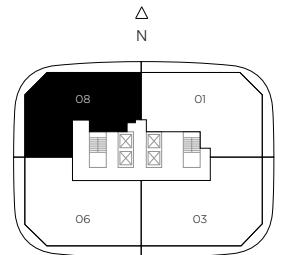
# BH02

## BRICKELL HEIGHTS



## RESIDENCE 4608

3 BEDROOMS / 3 BATHS



**A/C INTERIOR AREA** 1,821 SQ.FT. / 169.17 SQ.M. **TERRACE AREA** 445 SQ.FT. / 41.34 SQ.M. **TOTAL RESIDENCE** 2,266 SQ.FT. / 210.51 SQ.M.

\*\*\* Terrace configurations vary from floor to floor and may include cut-outs. For an accurate depiction of the terrace configuration, see Exhibit "2" to the Declaration.

Each purchaser is advised that there are various methods for calculating the square footage of a Unit, and that depending on the method of calculation, the quoted square footage of a Unit in advertising materials may vary from the square footage of a Unit as stated or described in the Prospectus and the Declaration. The dimensions of the Unit shown in these floor plans have been calculated from the exterior boundaries of the exterior walls to the centerline of interior demising walls, including common elements such as structural walls and other interior structural components of the building and in fact vary from the dimensions that would be determined by using the description and definition of the "Unit" set forth in the Prospectus and the Declaration. For your reference, the area of the Unit, determined in accordance with Unit boundaries as defined in the Prospectus and the Declaration is less than the square footage reflected here. The configuration and use of space or the floor plan design may vary from that in the Prospectus and Declaration because the Developer has reserved the right in the Prospectus to make design, dimension, specification, and plan changes at any time, in the Developer's discretion, without notice to Unit buyers. Note that measurements of rooms set forth on this floor plan are generally taken at the greatest points of each given room (as if the room were a perfect rectangle), without regard for any cutouts. Accordingly, the area of the actual room will typically be smaller than the product obtained by multiplying the stated length times width. All dimensions are approximate and may vary with actual construction, and all floor plans and development plans are subject to change. The furnishings and décor illustrated are not included with the purchase of the Unit. See Prospectus for additional information regarding what is offered with the Unit and the calculation of Unit square footage and dimensions.

12.09.14